

**DIVERSITY AND ECOLOGICAL PREFERENCE OF PARASITIDS
ASSOCIATED WITH LEPIDOPTERAN STEM BORERS IN KENYA**

By

DUNA MADU MAILAFIYA
[B.Sc. Agric. (Hons.) (University of Maiduguri),
M.Phil. Entomology (University of Ghana)]

REGISTRATION NO.: I84/15280/05

**A THESIS SUBMITTED IN FULFILMENT OF THE REQUIREMENTS FOR
THE AWARD OF THE DEGREE OF DOCTOR OF PHILOSOPHY IN
AGRICULTURAL ENTOMOLOGY OF KENYATTA UNIVERSITY**

JUNE 2009

DECLARATION

This thesis is my original work and has not been presented for a degree in any other University or any other award.

Duna Madu Mailafiya

Registration No.: I84/15280/05

Signature _____ Date _____

We as Kenyatta University, ICIPE and IRD supervisors confirm that the work reported in this thesis was carried out by the candidate under our supervision.

Dr. Eunice Waitherero Kairu

Department of Zoological Sciences, Kenyatta University, Nairobi, Kenya

Signature _____ Date _____

Dr. Bruno Pierre Le Ru

Institut de recherche pour le développement (IRD) and International Centre of Insect Physiology and Ecology (ICIPE), Nairobi, Kenya

Signature _____ Date _____

Dr. Stéphane Dupas

Institut de recherche pour le développement (IRD), France

Signature _____ Date _____

DEDICATION

To my beloved mother, Adama Hena.

God bless you for all that you have been through.

ACKNOWLEDGEMENTS

I am grateful to the International Centre of Insect Physiology and Ecology (ICIPE) and the Institut de Recherche pour le Développement (IRD) in Kenya for the opportunity granted me to conduct this work; the German Academic Exchange Service (DAAD) for financial support and Capacity Building Unit at ICIPE for administrative coordination and support.

I am indebted to my supervisors: Dr. Eunice W. Kairu, Dr. Bruno P. Le Ru and Dr. Stéphane Dupas for their quality input, tireless support, encouragement and assistance. I wish to express profound gratitude to Dr. Eunice W. Kairu for being my academic mentor and for the wise guidance, continuous assistance, invaluable interest and commitment to this work. My sincere appreciation goes to Dr. Bruno Pierre Le Ru for facilitating this work, and for providing logistic and technical support, as well as constructive criticism at all stages of this research. I am highly grateful to Dr. Stéphane Dupas for all the attention, efficiency, insightful ideas and statistical advice.

Thanks to all farmers who kindly allowed me access to their cereal fields for sampling. I also wish to thank the entire members of the Noctuid Stem Borer Biodiversity Project (NSBB) and the Biosystematic Unit (BSU) at ICIPE, especially, B. Musyoka and J.N. Gitau, respectively, for technical assistance.

I greatly acknowledge Dr(s). Fritz Schulthess, Paul-André Calatayud, Adeniran Chabi-Olaye and Anani Yaovi Bruce for keenly reading various sections of this work,

and for their critical comments and useful suggestions. Additionally, I wish to appreciate late T. Matama-Kauma, C.W. Gitau, E. Muchugu, H. Gataka (all from ICIPE); Prof(s). J.D. Amin, S. Bwala, A. Ogunbamiro, D.M. Gwary, H.D. Kwari and Dr(s). B. Bdliya, Dr. B.M. Sastawa, B. Gana, M. Lawal, Y.T. Maina (all of University of Maiduguri, Nigeria) and Prof. E. Essiet (of Bayero University, Nigeria) for their kind assistance, constant encouragement and numerous contributions to this work.

To the immediate and extended members of the Mailafiya family; M. Garga, A. Hena, T. Pojoak, Rahila, Usman and family, L.L. Ameh and family, K.J. Danboyi and family, I am honoured to have you all and very grateful for your prayers, advice, moral, material and technical support. Not forgetting my aunts; H.M. Bukar and K.H.D. Kwari, I acknowledge your prayers, kind assistance and encouragement.

To present and former colleagues on the African Regional Postgraduate Programme in Insect Science (ARPPIS) in ICIPE, especially Y. Abdulahi, Dr. K.O. Fenning, Dr. M. Billah, B. Aman and Dr. D.M. Bugeme; and to acquaintances, friends and relatives; S. Atijegbe, J. Mamza, G. Dimas, I. Bwala, A. Bwala, U. Gadzama, S. Nuhu, I. Gaya, H. Ngaada, N. Samuel, M. Mamza, A. Abdussamad, S. Pantami, T. Aogundipe, S. Akoas, T. Manful, Z. Dauda, U. Zakka, R.I. Wasa, R. Richard, J. Bdliya, Dr. E. F. Asawalam, B. Graham and E. Hamman, I am thankful for company, friendship, help or encouragement.

In general, to all those who contributed to the successful completion of this work, I am very grateful for your substantial efforts, assistance and support. Most importantly, to

God Almighty I give gratitude and honor for divine guidance, protection and strength that saw me through this humbling experience.

ABSTRACT

Field surveys were carried out from 2005 to 2007 to assess parasitoid species diversity and stem borer parasitism in cultivated and natural habitats in four agroecological zones in Kenya. To increase the chances of collecting stem borer parasitoids, random sampling was employed in cultivated habitats, while both random and non-random samplings were applied in natural habitats. A total of 7443 and 3676 stem borers were collected from cultivated and natural habitats, respectively. Thirty-three species of parasitoid were recovered. Eighteen of them from six stem borer species feeding on cereal crops, and twenty seven from twenty-one stem borer species feeding on nineteen wild host plant species. The most common parasitoid species in cultivated habitats were *Cotesia flavipes* (Hymenoptera: Braconidae), *C. sesamiae* (Hymenoptera: Braconidae), *Pediobius furvus* (Hymenoptera: Bethyridae) and *Siphona* sp. (Diptera: Tachinidae). In natural habitats, *Siphona* sp. was the most common. Majority of the parasitoids were stenophagous species and only the following five species were monophagous: *Cotesia* sp., *Enicospilus ruscus* (Hymenoptera: Ichneumonidae), *Pristomerus* nr. *bullis* (Hymenoptera: Ichneumonidae), *Sturmiopsis parasitica* (Diptera: Tachinidae) and *Syzeuctus ruberrimus* (Hymenoptera: Ichneumonidae). In both cultivated and natural habitats, parasitoid species diversity was highest on the most dominant stem borer genera, *Busseola* spp. (33.0%) and *Chilo* spp. (30.0%). On cereal crops, parasitoid diversity was highest on maize (53.0%), and among wild host plants, it was highest on *Setaria* spp. (20.0%). Parasitoid species diversity was significantly higher in natural than in cultivated habitats. Additionally, most of the parasitoid species were found in both cultivated and natural habitats. It was concluded that natural habitats surrounding cereal crops provide refugia for sustaining the diversity of stem borer parasitoids in adjacent cereal fields. Based on habitat types, results obtained in this study provided partial support for the 'natural enemy' hypothesis. On the one hand, parasitoid diversity was higher in natural habitats which had more diverse plant communities than in cultivated habitats. On the other hand, parasitoid abundance was higher in cultivated than in natural habitats. This was probably due to higher fitness of parasitoids from stem borers feeding on cultivated cereals than those from wild host plants. Although stem borer and host plant richness or abundance had significant positive effects on parasitoid richness and abundance, these effects varied with, habitat type and season within a given agroecological zone. In all agroecological zones, stem borer parasitism was positively dependent on parasitoid species richness and abundance during different seasons in both cultivated and natural habitats. Rainfall had a significant negative effect on parasitoid abundance as well as stem borer parasitism in both cultivated and natural habitats. As rainfall increases with altitudes, its detrimental effects are expected to be more severe at high elevations, especially in areas with bimodal rainfall distribution. The relationship of parasitism to temperature, being positive in cultivated habitats, but negative in natural habitats suggests greater sensitivity of parasitoids to extreme temperatures in natural habitats. The current findings also showed that for each habitat type, the incidence of plant infestation by stem borers, stem borer densities, larval/total parasitism and parasitoid abundance/the number of off-springs per borer host either varied significantly among localities during different seasons or between seasons within a given locality.

Maize in cultivated habitats had the highest values for the following parameters: percentage plant infestation (23.22%), stem borer densities (mean \pm SD: 2.14 \pm 0.22), percentage larval (15.00%), pupal (4.72%) or total (15.18%) parasitism and mean(\pm SD) parasitoid abundance (5.8 \pm 0.21) or adult emergence per host (24.0 \pm 0.13). In natural habitats, *Sorghum arundinaceum* was leading in percentage plant infestation (15.48%), mean(\pm SD) stem borer density (0.22 \pm 0.07), percentage larval (9.50%) or total (9.53%) parasitism and mean(\pm SD) adult emergence per host (6.53 \pm 0.09), while *Panicum* spp. and *Cyperus* spp., had highest values of percentage pupal parasitism (2.50%) and mean(\pm SD) parasitoid abundance (0.8 \pm 0.02), respectively. Overall, across seasons, stem borer densities were generally higher on maize and sorghum in cultivated habitats than on wild host plants in natural habitats. Stem borer parasitism was generally low (<15.00%) in both cultivated and natural habitats. Neither larval nor pupal parasitism differed significantly between seasons in natural habitats. The distribution of *C. sesamiae* and *C. flavipes* in different ecological regions in Kenya was most influenced by the suitability of the local stem borer species community. *Cotesia sesamiae* was found in Kakamega and Suam in the Western and Rift Valley Regions, respectively, where *Busseola fusca* (Lepidoptera: Noctuidae) predominates. While *C. flavipes* was found in Mtito Andei and Muhaka in the Eastern and Coastal regions, respectively, where *Chilo partellus* (Lepidoptera: Pyralidae) predominates. The non-existence of the two *Cotesia* species in all localities was very likely due to lack of mixed populations of hosts suitable for either parasitoid species. There was no indication of host plant and stem borer species specificity by *C. sesamiae*, as its host ranges varied with both habitat type and locality. Conversely, *C. flavipes* exhibited a high level of specificity to its target host *C. partellus* on maize and sorghum in cultivated habitats and on *S. arundinaceum* in natural habitats. Perennation by both *Cotesia* species occurred mainly in cultivated habitats, with relatively high stem borer parasitism and cocoon mass during both rainy and dry seasons. Stem borer parasitism by either *Cotesia* species, their cocoon mass and brood size were generally low across seasons in natural habitats. Of the two *Cotesia* species, natural habitats served as reservoir for *C. flavipes* only, as it sustained some of its individuals on *C. partellus* during both rainy and dry seasons. This was however not applicable to *C. sesamiae*, as its cereal stem borer hosts *B. fusca* and *Sesamia calamistis* (Lepidoptera: Noctuidae) were scarce in wild host plants.

TABLE OF CONTENTS

TITLE	i
DECLARATION	ii
DEDICATION	iii
ACKNOWLEDGEMENTS	4v
ABSTRACT	4ii
TABLE OF CONTENTS	9
LIST OF TABLES	14
LIST OF FIGURE	20
LIST OF PLATES	21
CHAPTER ONE	23
GENERAL INTRODUCTION	23
1.1 Background	23
1.2 Problem statement	25
1.3 Justification	27
1.4 Research questions	28
1.5 Hypothesis	28
1.6 Objectives	29
1.6.1 General objective	29
1.6.2 Specific objectives	29

CHAPTER TWO	30
LITERATURE REVIEW	30
2.1 Cereal stem borers.....	30
2.2 Generalized life cycle of cereal stem borer insect pests	30
2.3 Stem borer distribution	31
2.4 Damage and loss caused by cereal stem borers	31
2.5 Stem borer management strategies	33
2.5.1 Chemical control method.....	33
2.5.2 Cultural control method	34
2.5.3 Host plant resistance	35
2.5.4 Biological control method.....	36
2.5.4.1 Biology of <i>Cotesia</i> species and their stem borer pest regulation potential	37
2.6 Stem borer parasitism	39
2.6.1 Parasitism in cultivated habitats.....	39
2.6.2 Parasitism in natural habitats	41
2.7 The role of wild host plants in stem borer pest management	42
 CHAPTER THREE	 44
GENERAL MATERIALS AND METHODS	44
3.1 Study localities and field survey	44
3.2 Data collection	46
3.2.1 Sampling in cultivated habitats.....	46
3.2.2 Sampling in natural habitats.....	48
3.2.2.1 Random sampling method	48

3.2.2.2 Non-random sampling method	57
3.3 Stem borer/parasitoid recovery and identification	57
 CHAPTER FOUR.....	65
DIVERSITY, HOST RANGES AND MULTITROPHIC INTERACTIONS OF STEM BORER PARASITIDS	65
4.1 Introduction.....	65
4.2 Materials and methods	67
4.2.1 Field survey.....	67
4.2.2 Stem borer parasitoid recovery and their identification.....	67
4.2.3 Data analyses	67
4.3 Results.....	69
4.3.1 Parasitoid species composition	69
4.3.2 Parasitoid species diversity on stem borers and host plants, and also in different localities and seasons	70
4.4 Discussion.....	71
 CHAPTER FIVE	77
EFFECTS OF BIOTIC AND ABIOTIC FACTORS ON PARASITOID DIVERSITY AND STEM BORER PARASITISM	77
5.1 Introduction.....	77
5.2 Materials and methods	79
5.2.1 Landscape characteristics and data collections.....	79
5.2.2 Parasitoid recovery and identification	81
5.2.3 Statistical analyses	81

5.3 Results.....	82
5.3.1 Species diversity/richness or abundance for parasitoids, stem borers and host plants in different habitats.....	82
5.3.2 Parasitoid richness	Erreur ! Signet non défini.
5.3.3 Parasitoid abundance	83
5.3.4 Stem borer parasitism	84
5.4 Discussion	Erreur ! Signet non défini.
 CHAPTER SIX.....	 89
STEM BORER PARASITISM ON CULTIVATED CEREALS AND NATURAL HOST PLANTS	89
6.1 Introduction.....	89
6.2 Materials and methods	91
6.2.1 Field survey.....	91
6.2.2 Parasitoid recovery and identification	91
6.2.3 Data analyses	92
6.3 Results.....	92
6.3.1 The incidence of plant infestation, stem borer density and parasitism among localities	92
6.3.2 Total stem borer parasitism, parasitoid abundance and adult emergence per host in different localities	93
6.3.3 Comparisons of the incidence of plant infestation, stem borer density/parasitism and parasitoid abundance/adult emergence per host between and among host plant genera in different habitats.....	95
6.4 Discussion	98

CHAPTER SEVEN	102
GEOGRAPHIC DISTRIBUTION, HOST RANGE AND SEASONAL OCCURRENCE OF <i>COTESIA SESAMIAE</i> (CAMERON) AND <i>COTESIA FLAVIPES</i> CAMERON (HYMENOPTERA: BRACONIDAE)	102
7.1 Introduction.....	102
7.2 Materials and methods	105
7.2.1 Field collection.....	105
7.2.2 Parasitoid recovery and identification	105
7.2.3 Data analyses	106
7.3 Results.....	106
7.3.1 Geographic distribution, stem borer and plant host range for <i>Cotesia</i> species.	106
7.3.2 Parasitism, cocoon mass, brood size, adult emergence and sex ratio for <i>Cotesia</i> species in different seasons and habitats.....	107
7.4 Discussion	109
7.4.1 Geographic distribution	105
7.4.2 Stem borer and host range.....	10544
7.4.3 Parasitism and seasonal variations.....	105
CHAPTER EIGHT	114
GENERAL DISCUSSION, CONCLUSIONS AND RECOMMENDATIONS	114
8.1 General discussion	114
8.2 Conclusions.....	119
8.3 Recommendations.....	121
REFERENCES	123

LIST OF TABLES

Table 2.1: Species of stem borer parasitoids reported in cultivated and wild habitats in Kenya.	18
Table 3.1: Summarized description of the four study localities in Kenya.....	30
Table 4.1: Parasitoids recovered from lepidopteran stem borers feeding on cereal and wild host plants.	48
Table 4.2a: Diversity of parasitoids recovered from four stem borer families in cultivated and natural habitats (pooled data, 2005-2007).....	53
Table 4.2b: Species richness and abundance of parasitoids recovered from four stem borer families in cultivated and natural habitats (pooled data, 2005-2007)	54
Table 4.2c: Species richness and abundance of stem borers recovered from four families in cultivated and natural habitats (pooled data, 2005-2007)	55
Table 4.3a: Diversity of parasitoids recovered from three stem borer genera in cultivated and natural habitats (pooled data, 2005-2007).....	56
Table 4.3b: Species richness and abundance of parasitoids recovered from three stem borer genera in cultivated and natural habitats (pooled data, 2005-2007).	57
Table 4.3c: Species richness and abundance of stem borers recovered from three stem borer genera in cultivated and natural habitats (pooled data, 2005-2007).	58
Table 4.4a: Diversity of stem borer parasitoids recovered from three host plant families in cultivated or natural habitats (pooled data, 2005-2007).	59
Table 4.4b: Species richness and abundance of stem borer parasitoids recovered from three host plant families in cultivated or natural habitats (pooled data, 2005-2007).....	60

Table 4.4c: Attack strategies utilized by parasitoids on stem borers found in three host plant families in cultivated or natural habitats (pooled data, 2005-2007).....	61
Table 4.4d: Species richness and abundance of stem borers recovered from three host plant families in cultivated or natural habitats (pooled data, 2005-2007).....	61
Table 4.5a: Diversity of stem borer parasitoids recovered from six host plant genera in cultivated or natural habitats (pooled data, 2005-2007).	62
Table 4.5b: Species richness and abundance of stem borer parasitoids recovered from six host plant genera in cultivated or natural habitats (pooled data, 2005-2007).	63
Table 4.5c: Attack strategies utilized by parasitoids on stem borers found in six host plant genera in cultivated or natural habitats (pooled data, 2005-2007).	64
Table 4.5d: Species richness and abundance of stem borers recovered from six host plant genera in cultivated or natural habitats (pooled data, 2005-2007).	65
Table 4.6a: Diversity of stem borer parasitoids recovered from cultivated and natural habitats in four AEZs (pooled data, 2005-2007).	67
Table 4.6b: Species richness and abundance of stem borer parasitoids recovered from cultivated and natural habitats in four AEZs (pooled data, 2005-2007).	68
Table 4.6c: Species richness and abundance of stem borers recovered in cultivated and natural habitats in four AEZs (pooled data, 2005-2007).	69
Table 4.7a: Diversity of stem borer parasitoids recovered during rainy and dry seasons in cultivated and natural habitats (pooled data according to season for all localities, 2005-2007).....	69
Table 4.7b: Species richness and abundance of stem borer parasitoids recovered during rainy and dry seasons in cultivated and natural habitats (pooled data according to season for all localities, 2005-2007).	70

Table 4.7c: Species richness and abundance of stem borers recovered during rainy and dry seasons in cultivated and natural habitats (pooled data according to season for all localities, 2005-2007).	70
Table 4.7d: Diversity of stem borer parasitoids recovered during rainy and dry seasons in cultivated and natural habitats (pooled data, 2005-2007).	71
Table 4.7e: Species richness and abundance of stem borer parasitoids recovered during rainy and dry seasons in cultivated and natural habitats (pooled data, 2005-2007).	72
Table 4.7f: Species richness and abundance of stem borers recovered during rainy and dry seasons in cultivated and natural habitats (pooled data, 2005-2007).	73
Table 5.1: Summary of species richness or abundance of parasitoids, stem borers and host plants collected during different seasons in cultivated and natural habitats.	84
Table 5.2: Generalized linear model results (parameter estimates and Type 3 likelihood tests) of biotic factors affecting parasitoid species richness in cultivated and natural habitats in four localities	86
Table 5.3: Generalized linear model results (parameter estimates and Type 3 likelihood tests) of environmental variables affecting parasitoid species richness in cultivated and natural habitats across all localities.	88
Table 5.4: Generalized linear model results (parameter estimates and Type 3 likelihood tests) of biotic factors affecting parasitoid abundance in cultivated and natural habitats in four localities.	89
Table 5.5: Generalized linear model results (parameter estimates and Type 3 likelihood tests) of environmental variables affecting parasitoid abundance in cultivated and natural habitats across all localities.....	91

Table 5.6: Generalized linear model results (parameter estimates and Type 3 likelihood tests) of biotic factors affecting stem borer parasitism in cultivated and natural habitats in four localities.....	93
Table 5.7: Generalized linear model results (parameter estimates and Type 3 likelihood tests) of environmental variables affecting stem borer parasitism in cultivated and natural habitats across all localities.....	97
Table 6.1: Least square means following binomial regression analysis (generalized linear model) of plant infestation (%), stem borer density and parasitism (larval/pupal) (%) during different seasons in cultivated and natural habitats.	106
Table 6.2: Least square means following binomial or Poisson regression analysis (generalized linear model) of total parasitism (%), parasitoid abundance and adult emergence per host in different seasons and habitats.	109
Table 6.3: Least square means following binomial regression analysis (generalized linear model) of plant infestation (%) during dry and rainy seasons in cultivated and natural habitats.	112
Table 6.4: Least square means following binomial regression analysis (generalized linear model) of stem borer density during dry and rainy seasons in cultivated and natural habitats.	114
Table 6.5: Least square means following binomial regression analysis (generalized linear model) of larval parasitism (%) during dry and rainy seasons in cultivated and natural habitats.	115
Table 6.6: Least square means following binomial regression analysis (generalized linear model) of pupal parasitism (%) during dry and rainy seasons in cultivated and natural habitats.	117

Table 6.7: Least square means following binomial regression analysis (generalized linear model) of total (larval and pupal) parasitism (%) during dry and rainy seasons in cultivated and natural habitats.	Erreur ! Signet non défini.
Table 6.8: Least square means following poisson regression analysis (generalized linear model) of parasitoid abundance during dry and rainy seasons in cultivated and natural habitats.	120
Table 6.9: Least square means following poisson regression analysis (generalized linear model) of adult parasitoid emergence per host during dry and rainy seasons in cultivated and natural habitats.	121
Table 7.1: Stem borer and host plant ranges for <i>C. sesamiae</i> and <i>C. flavipes</i> in cultivated and natural habitats.	131
Table 7.2a: Abundance of parasitoids in cultivated and natural habitats.	132
Table 7.2b: Species richness and abundance of stem borers in cultivated and natural habitats.	133
Table 7.2c: Species richness of host plants in cultivated and natural habitats.	134
Table 7.3: Percentage parasitism by <i>C. sesamiae</i> and <i>C. flavipes</i> on different stem borers and host plants.	136
Table 7.4: Binomial regression analysis of stem borer parasitism (%) by <i>C. sesamiae</i> and <i>C. flavipes</i> between seasons on different host species.	137
Table 7.5: Logistic regression analysis of cocoon mass(es) produced by <i>C. sesamiae</i> and <i>C. flavipes</i> between seasons on different stem borers.	138
Table 7.6: Logistic regression analysis of brood size produced by <i>C. sesamiae</i> and <i>C. flavipes</i> between seasons on different stem borers.	139

Table 7.7: Binomial regression analysis of adult emergence (%) by <i>C. sesamiae</i> and <i>C. flavipes</i> between seasons on different stem borers.	140
Table 7.8: Binomial regression analysis of sex ratio for <i>C. sesamiae</i> and <i>C. flavipes</i> between seasons on different stem borers.....	142

LIST OF FIGURE

Figure 3.1: Map of Kenya showing localities and agroecological zones where the study was conducted.....	29
--	----

LIST OF PLATES

Plate 3.1: Pictures of Kakamega study site. (a) maize plants during the rainy season, (b and c) standing and heaped stalks during the dry season, (d) wild host plants during the rainy and (e and f) dry seasons.....	34
Plate 3.2: Pictures of Mtito Andei study site. (a) maize plants during the rainy season, (b and c) dry and grazed stalks during the dry season, (d) wild host plants during the rainy and (e and f) dry seasons.	35
Plate 3.3: Pictures of Muhaka study site. (a) maize plants during the rainy season, (b and c) standing stalks during the dry season, (d) wild host plants during the rainy and (e and f) dry seasons.....	36
Plate 3.4: Pictures of Suam study site. (a) maize plants during the rainy season, (b and c) standing or heaped stalks during the dry seasons, (d) wild host plants during the rainy and (e and f) dry seasons.	37
Plate 3.5: Pictures of stem borer infestation symptoms. (a, b and c) different forms of leave scarification and (d) bored hole clogged with frass on maize, (e) dead heart and (f) entrance or exit hole on <i>Cyperus aethiopicus</i>	39
Plate 3.6: Pictures of stem borer recovery and rearing. (a) stem borer larva and (b) pupa on dissected plant stems, (c and d) field collection of stem borers on artificial diet in labeled vials, and (e) rearing and observation for adult stem borer or parasitoid puparia/cocoon emergence in the laboratory.	40
Plate 3.7: Pictures of parasitoids. (a and b) parasitoid larvae emerged from stem borer larvae, (c) an adult parasitoid emerged from a pupal case and (d and e) wet and dry adult parasitoid specimens.	41

Plate 7.1: Wet specimen of (a) <i>Cotesia sesamiae</i> and (b) <i>C. flavipes</i>	127
---	-----

CHAPTER ONE

GENERAL INTRODUCTION

1.1 Background

Diverse natural systems generally support more complex food webs, with a network of mutualistic and antagonistic interactions among community members, allowing for many alternative paths of energy and material flow through it than in modified agricultural systems (Altieri and Nicholls, 2004; Landis *et al.*, 2005; Tylianakis *et al.*, 2007). These natural systems are often more stable and less subject to fluctuations in populations of destructive herbivores as they exhibit higher resistance (i.e., the ability to avoid or withstand disturbances) and resilience (i.e., the ability to recover following a disturbances) resulting from natural control (Altieri and Nicholls, 2004; Nicholls and Altieri, 2004). On the contrary, the simplification of agricultural landscapes mainly through the practice of monoculture, usually lead to a decrease in natural enemy diversity and activities (Dempster and Coaker, 1974; Landis and Haas, 1992; Barbosa, 1998). In consequence, agricultural landscapes generally lack stability with more prevalent incidences of insect pest outbreaks (Nicholls and Altieri, 2004).

Multitrophic interactions among host plants, herbivores and natural enemies are complex and unpredictable in nature (Andow, 1991; Altieri, 2002; Altieri and Nicholls, 2004). Although negative or indifferent responses may result, diversified landscapes hold more potential for the conservation of agroecosystem biodiversity and the sustenance of pest

control functions (Russel, 1989; Altieri, 2002; Altieri and Nicholls, 2004; Duffy *et al.*, 2007). Risch *et al.* (1983), for instance, reviewed 150 agroecosystem diversification studies, covering 198 herbivore species. Altogether, 53% of the herbivore species were less abundant in more diversified systems. However, 18% of the herbivore species were more abundant in diversified systems, while 20% showed a variable (inconsistent results) response and the remaining species (9%) showed no difference. Furthermore, Bianchi *et al.* (2006) reported that, out of 24 landscape composition studies, landscape complexity enhanced natural enemy populations in 74% of the cases. Additionally, they also showed that, out of ten biodiversity studies on natural pest control, 45% of the cases reported decreased pest pressures in complex landscapes.

As regards parasitoids, the importance of natural habitats in providing prerequisites has long been recognized (Landis *et al.*, 2000, 2005; Bianchi *et al.*, 2006). Adult food such as pollen and nectar provided by non-crop vegetation have been reported to increase the longevity/fecundity (Costamagna and Landis, 2004; Lee *et al.*, 2004), abundance (Landis and Haas, 1992), searching efficiency (Gurr *et al.*, 1998), parasitism rates (Baggen and Gurr, 1998; Tylianakis *et al.*, 2004), dispersal (Freeman Long *et al.*, 1998; Nicholls *et al.*, 2001), distribution (Doutt and Nakata, 1973; Girma *et al.*, 2000; Landis *et al.*, 2005) and diversity of parasitoids (Powell, 1986; Dennis and Fry, 1992; Landis *et al.*, 2005). Extra-field vegetation also harbour alternative hosts for parasitoids (Landis and Menalled, 1998), thus contributing to their perpetuation within the ecosystem (Maier, 1981; Bianchi and van der Werf, 2004). Additionally, extra-field habitats provide more moderate microclimate for parasitoids to survive harsh temperatures than inside fields, thereby positively influencing the abundance and diversity of parasitoids

(Forman and Baudry, 1984; Landis *et al.*, 2000, 2005; Gurr *et al.*, 2003). The diversity of natural habitats within agroecosystems therefore contributes to stable pest systems by supporting greater parasitoid diversity and activities in adjacent crop fields (Risch *et al.*, 1983; Powell, 1986; Dennis and Fry, 1992; Landis *et al.*, 2005; Bianchi *et al.*, 2006). In view of this, it is essential that pest management strategies aimed at enhancing parasitoid efficiency be ecologically based. As such, there is need to understand the beneficial effects of agroecosystem biodiversity, and the various multitrophic interactions among organisms of different trophic levels on parasitoid diversity and efficiency (Altieri and Nicholls, 2000, 2004; Barbosa, 1998; Landis *et al.*, 2000, 2005).

1.2 Problem statement

In sub-Saharan Africa, the bulk of cereal crops such as maize (*Zea mays* L.) and sorghum (*Sorghum bicolor* L.) are mainly grown at subsistence level by resource-poor farmers', usually on small farms surrounded by patches of natural habitats that harbour wild host plants of stem borers (Polaszek and Khan, 1998). Parasitoids as important antagonists attack different developmental stages of stem borer pests, thereby contributing to their overall population regulation (Bonhof *et al.*, 1997; Overholt, 1998). Khan *et al.* (1997), Schulthess *et al.* (1997) and Bonhof *et al.* (2001) all argued that natural habitats adjacent to cultivated cereals provide refuge for parasitoids to perpetuate their populations across seasons. Unfortunately, little or no data exist to prove the role of natural habitats on stem borer parasitoid diversity and parasitism rates in the cereal agroecosystem.

Although stem borer parasitoid diversity has been extensively studied on cultivated cereals in Kenya (Mohyuddin and Greathead, 1970; Bonhof *et al.*, 1997; Zhou *et al.*, 2003), very scanty details exist for wild host plants (Khan *et al.*, 1997a; Songa *et al.*, 2002). For both cultivated and natural habitats, information on factors that affect parasitoid species diversity, abundance and stem borer parasitism are lacking. There is also the speculation that the impact of parasitism is much greater on stem borer populations residing in wild grass communities than on populations residing in cultivated habitats (Conlong, 1994; Overholt, 1998). However, no empirical evidence exists to this fact. Since parasitoids not only develop and function in a multitrophic context, but also in different habitats, it is essential to understand their diversity and impact on stem borer pest regulation in both cultivated and natural habitats.

The two main larval parasitoids of cereal stem borer pests in Kenya are *Cotesia sesamiae* (Cameron) and *C. flavipes* Cameron (Overholt, 1998; Zhou *et al.*, 2003). Whereas, *C. sesamiae* is indigenous to Africa, *C. flavipes*, a native of Asia, was released in Kenya in 1993 for classical control of the invasive *Chilo partellus* (Swinhoe), a major pest of cereal crops in the Coastal region (Overholt *et al.*, 1994b). For both *Cotesia* species, information on their geographic range, host plant and/or stem borer ranges/specificity and parasitism exists to an extent (i.e., mainly available for the Coastal region, but very scanty details for other ecological regions in Kenya) for cultivated habitats, but is almost unavailable for natural habitats. Furthermore, information is lacking on the role of natural habitats as reservoir for these *Cotesia* species, especially during the non-cropping season.

1.3 Justification

Intensive agriculture often results in diminished or modified biodiversity through the loss of natural habitats of associated species of plants and animals (Bianchi *et al.*, 2006). It is no longer acceptable to modify landscapes solely for the purpose of increasing cultivated areas (Tscharntke *et al.*, 2005). Therefore, ecological perspective must be incorporated into crop production planning to ensure sustainable management of natural resources in agricultural systems (Altieri, 2002; Duffy *et al.*, 2007; Lindenmayer *et al.*, 2007). Understanding how evolutionary, ecological and socio-economic processes drive biodiversity changes and how knowledge of these changes must be incorporated into crop production planning remain a main goal for the future (Altieri, 2002; Gurr *et al.*, 2003). However, achieving this in the cereal agroecosystem requires thorough understanding of lepidopteran stem borers and their parasitoids or natural enemies in the context of both cultivated and natural habitats. Hence, there is need to establish the diversity of stem borer parasitoids in both cultivated and natural habitats, as well as among various stem borers and host plants in Kenya. In addition, it is essential to provide information on biotic and abiotic factors that affect stem borer parasitoid species diversity, abundance and effectiveness in cultivated and natural habitats. Moreover, information on parasitoid species diversity and their multitrophic interactions in both cultivated and natural habitats may serve as a baseline for future assessment of the effects of biodiversity changes on stem borer parasitoids. Detailed knowledge of host plant and stem borer ranges of parasitoids could help identify important host plant and alternative stem borer species that harbour high parasitoid diversity or abundance in natural habitats for utilization in habitat management. Furthermore, the enhancement of

parasitoid function (parasitism) requires thorough understanding of their population dynamics and inter-relationships with host plants and stem borers, as well as factors that affect these inter-relationships. Ultimately, the facts obtained should increase our understanding of the role of natural habitats as refugia or reservoir for stem borer parasitoids during either or both rainy and dry seasons.

1.4 Research questions

- a) Does stem borer parasitoid species diversity or parasitoid host ranges (stem borers and host plants) differ with habitat type?
- b) What are the biotic and abiotic factors that influence parasitoid diversity/abundance and stem borer parasitism in cultivated and natural habitats?
- c) Does the impact of stem borer parasitism differ with habitat type?
- d) Do natural habitats serve as refugia for *C. sesamiae* and *C. flavipes* during different seasons?

1.5 Hypotheses

- a) The species diversity or host ranges of stem borer parasitoids is not the same in cultivated and natural habitats.
- b) The biotic and abiotic factors do not affect the richness, abundance and parasitism rates of stem borer parasitoids.
- c) The stem borer parasitism in natural and cultivated habitats are not equal.

d) Natural habitats do not serve as refugia to *C. sesamiae* and *C. flavipes* during different seasons.

1.6 Objectives

1.6.1 General objective

To investigate the species diversity and impact (parasitism) of stem borer parasitoids in cultivated and natural habitats in Kenya.

1.6.2 Specific objectives

- a) To determine the species diversity and host ranges (stem borers and host plants) of stem borer parasitoids in cultivated and natural habitats.
- b) To evaluate biotic and abiotic factors that influence the species richness, abundance and parasitism of stem borer parasitoids in cultivated and natural habitats.
- c) To determine stem borer parasitism in cultivated and natural habitats.
- d) To determine whether natural habitats act as reservoir for (the two main parasitoid species in Kenya) *C. sesamiae* and *C. flavipes* during the dry season.

CHAPTER TWO

LITERATURE REVIEW

2.1 Cereal stem borers

The full potential yield of cereal crops (i.e., maize and cultivated sorghum) is difficult to realize due to various constraining factors which include climate, plant diseases, weeds and damage by insect pests. Lepidopteran stem borers are generally considered to be the most damaging insect pest of cereal crops in Africa (Nye, 1960; Polaszek, 1998). Twenty-one economically important stem borer species (belonging to three families: the Noctuidae, Crambidae and Pyralidae) have been reported to attack cereal crops in various parts of the continent (Maes, 1997; Polaszek, 1998). In Kenya, the most economically important species of stem borers include the exotic *C. partellus* and the indigenous maize stalk borer *Busseola fusca* (Fuller) (Lepidoptera: Noctuidae). Other minor species include the pink stem borer, *Sesamia calamistis* Hampson (Lepidoptera: Noctuidae), the coastal stem borer, *C. orichalcociliellus* (Strand) (Lepidoptera: Crambidae) and the sugarcane stem borer, *Eldana saccharina* Walker (Lepidoptera: Pyralidae) (Seshu Reddy and Walker, 1990; Seshu Reddy, 1998; De Groote, 2002; De Groote *et al.*, 2003; Muhammad and Underwood, 2004).

2.2 Generalized life cycle of cereal stem borer insect pests

Two to three days after emergence, adult females mate with males and lay eggs which hatch four to eight days after oviposition. Generally, the first instar larvae migrate from the emergence site to the leaf whorl where they feed on young leaf tissue. An exception

is *S. calamistis* whose young larvae bore directly into the stem or initially feed on basal leaf sheaths for two or three days. Generally, older larvae tunnel into the stem tissue and feed internally. Depending on the species, larval stage may last 25 to 58 days and may have six to eight instars. Pupation normally takes five to fourteen days after which adult moths emerge (Harris, 1990; Holloway, 1998; Maes, 1998; Polaszek, 1998).

2.3 Stem borer distribution

Stem borers occur in diverse ecological conditions and their complex differs throughout the African continent. The distribution of stem borer species is influenced by altitude and environmental conditions, particularly temperature, rainfall and humidity (Megenasa, 1982; Sithole, 1987). In Eastern Africa, *B. fusca* is found in cool high altitude areas, over 1140 meters above sea level (m a.s.l.) (Nye, 1960; Kfir *et al.*, 2002; Ong'amo *et al.*, 2006). *Chilo partellus* and *C. orichalcociliellus* are mainly found in warm low altitude areas, 21 to 1670 m a.s.l. (Mathez, 1972; Megenasa, 1982; Ong'amo *et al.*, 2006). Although *S. calamistis* is a cosmopolitan species, it is most prevalent in medium and low elevation areas, 700 to 900 m a.s.l., (Ingram, 1958; Kfir *et al.*, 2002; Ong'amo *et al.*, 2006). *Eldana saccharina* is found throughout sub-Saharan Africa, but mainly in sugarcane growing areas (Nye, 1960; Kfir *et al.*, 2002).

2.4 Damage and loss caused by cereal stem borers

Brenière (1971), Leuschner (1989) and Bosque-Pérez and Mareck (1991) have described the details of crop damage caused by lepidopteran stem borers. Crop damage generally

varies greatly among ecological zones or regions and seasons. The severity and nature of damage further depend on the stem borer species, crop growth stage, number of larvae feeding on the plant, plants reaction to borer feeding, prevailing environmental conditions and agronomic practices. For *B. fusca* and *Chilo* species, their first and second instar larvae cause foliar damage during plant whorl stage (Bosque-Pérez and Schulthess, 1998). At this stage, larvae feed by scrapping off the epidermal and parenchyma cells on one side of the leaf, often leaving it intact but transparent. The resultant lesions become windows when the leaves unfold. Young larvae may also feed through the leaves of the intact whorl, which give an array of shot-holes when unfolded. Stem tunneling is usually caused by older larvae (3rd to 8th instars) that bore into the stem through the mid-rib. For *S. calamistis* and *E. saccharina*, their larvae do not feed on plant leaves, but penetrate plant stems shortly after egg hatch (Bosque-Pérez and Schulthess, 1998). In addition, on mature crops, the larvae attack and damage maize cobs.

Leaf feeding by stem borers results in the reduction of plant photosynthetic tissue area. The destruction of meristematic tissues causes deadheart, which is responsible for total plant loss in maize. Other crops like sorghum are able to compensate for death of the main stem by producing additional lateral shoots or tillers. Stem tunneling destroys the central pith and conductive tissues causing a reduction in nutrient uptake, with consequent interruption of grain filling. Secondary effects of stem tunneling include peduncle breakage, poor pollen production, interruption of fertilization, stem breakage or ear drop. Injured plant parts also create avenues for entry by pathogens. Damage caused by the various larval stages ultimately results in stunted plant growth and reduced

yields. Estimated yield losses in Kenya vary greatly but are typically in the range of 14% - 40% of the potential yield (Seshu Reddy, 1998; De Groote, 2002; De Groote *et al.*, 2003).

2.5 Stem borer management strategies

Biological, chemical, cultural and host plant resistance are the four main strategies used by farmers' to manage stem borer pests in cereal crops (Mugo *et al.*, 2001; Kfir *et al.*, 2002).

2.5.1 Chemical control methods

This practice entails the application of pesticides for the regulation of cereal stem borer pests. Insecticides such as Bulldock (beta-cyfluthrin), Dipterex (trichlorfon) and Ambush (permethrin) are fast acting and effective when supplied at the right time. Timing of sprays is crucial, as the effectiveness of insecticides is hampered by the biology of stem borers. Insecticide application is effective only against young larvae. Older larvae penetrate the stalks and cannot be reached by conventional insecticides. In addition, overlapping stem borer generations, especially of *C. partellus* result in infestation through out the season often rendering insecticide application undesirable (Kfir *et al.*, 1989). Insecticides are also very expensive and may not be economical to use at subsistence level. Furthermore, biological control is often incompatible with the use of insecticides. This is because insecticides usually have toxic effects on natural enemies and can thereby severely reduce their populations or interfere with their activities (Barlett, 1964; Johnson and Tabashnik, 1999). To further complicate the

issues, such disruption of natural biological control may cause outbreaks of secondary pests previously suppressed by beneficial natural enemies.

2.5.2 Cultural control methods

Cultural practices involve tactical use of regular farm management practices to either delay or reduce insect pest attack (Seshu Reddy, 1985). It is an important component of integrated pest management programmes. It is considered to be the first line of defense. It involves no additional expenditure at subsistence level, it is safe to use and is compatible with other pest control strategies. Practices such as crop rotation, intercropping, destruction or heat treatment of crop residues, stalk shredding and deep ploughing increase the mortality of diapaused larvae; thereby reducing stem borer populations in the following cropping season (Oloo and Ogedah, 1990; Skovgard and Päts, 1996). Well calculated manipulation of sowing dates can decrease damage by evading the most susceptible plant growth stage corresponding with peak periods of egg and larval abundance of stem borers. Yield losses from dropped ears and lodged plants can also be reduced through early harvest. However, these cultural practices have their limitations. For instance, heat treatment of crop residue and manipulation of sowing dates are strongly influenced by rainfall. Furthermore, the destruction of crop residue is very unpopular. This is because dry stems are used locally for domestic purposes such as fuel and for improvement of soil fertility, and also as fodder or building materials (Päts, 1996). Also developed is the habitat management tactic that uses two kinds of crops that are planted together with maize, such that one plant repels stem borer pests (as the push, i.e. molasses grass *Melinis minutifolia* or the leguminous silverleaf *Desmodium* sp.) while the other plant attracts (as the pull, i.e., Sudan grass *S. vulgare sudanese*) natural

enemies such as *C. sesamiae* against these pests (Khan *et al.*, 1997b). In large scale-productions, cultural control is constrained by high labour demand and lack of management capabilities of farmers' especially in areas where farming communities lack the support of an adequate extension service. Moreover, the application of a single tactic is less likely to result in high sustainable yields (Nwanze and Mueller, 1989). Therefore, integrated pest management strategy which entails the useful combination of various control tactics (i.e., integration of plant resistance, biological control and cultural practices) might be most appropriate for managing cereal stem borer pest (Nwanze and Mueller, 1989; Overholt *et al.*, 1994b; Sehu Reddy, 1998b).

2.5.3 Host plant resistance

This tactic involves the use of resistant cultivars against cereal stem borer pests. Resistant crop cultivars have no environmental hazards, and are generally compatible with other stem borer control strategies such as the use of natural enemies. However, plant breeders have not yet been able to select agronomically acceptable cultivars with adequate levels of stem borer resistance (Leuschner *et al.*, 1985). It is a great challenge to produce cultivars that combine high quality, drought tolerance and insect or disease resistance to suit the wide variations in agroecological conditions found in most cereal growing areas (Mihm, 1994). Even if that succeeds, experience has shown that insect populations may evolve biotypes capable of attacking formerly resistant cultivars (Roush and McKenzie, 1987). Moreover, the adoption of resistant maize cultivars in the past by subsistence farmers' was not impressive, primarily because these cultivars tend to perform poorly under low-input conditions (CIMMYT, 1992). Genetically modified (GM) plants with insecticidal properties are widely grown in other parts of the world and

may eventually be adopted in Africa (Bagnara, 2000). However, the use of GM crops remain controversial due to uncertainties about its harmful effects on human health and agroecosystem biodiversity at large (IUCN, 2004).

2.5.4 Biological control method

This approach involves the use of natural enemies such as predators, parasitoids and pathogens for the regulation of herbivore pest populations. The objective of efficient biological control program is to enhance the abundance and activities (i.e. parasitism/predation) of natural enemy populations (Altieri *et al.*, 1978; Altieri and Nicholls, 2004). This can be achieved either through the importation and release or augmentation of potential biological control agents against target hosts or prey. The aim is for natural enemy populations to self-perpetuate in time and space when established, and thereby regulate the population of its target pests (Huffaker and Messenger, 1976). The use of natural enemies is one of the most desirable methods of managing stem borer pest populations because it is safe and cost effective (Overholt *et al.*, 1997). It also requires little or no farmers' contribution and has no adverse effects on the environment.

Several indigenous natural enemies have been reported in Kenya, of which predators have been reported to cause high stem borer mortality in some regions, but their abundance is highly dependent on location and season (Bonhof *et al.*, 1997). The major predators of stem borers include ants (*Camponotus* spp., *Crematogaster* spp., *Tetramorium guineense* F., *Pheidole megacephala* F., *Cardio condyla badonei* Arnold and *C. emeryi* Forel.), earwig (*Diaperasticus erythrocephala* Olivier), spiders (Thomisidae), coccinellids (*Cheilomenes propinqua propinqua* (Mulsant) and

Cheilomenes sulphurea Olivier), cockroaches (*Blatella* spp.), praying mantids and staphylinids (*Paederus sabaeus* Erichson) (Bonhof *et al.*, 1997; Overholt, 1998). The most commonly reported indigenous parasitoids of stem borers in Kenya are the egg parasitoids *Telenomus* species (Scelionidae) and *Trichogramma* species (Trichogrammatidae), the larval parasitoids *C. sesamiae*, *C. flavipes* and *Goniozus indicus* Ashmead, and pupal parasitoids *Pediobius furvus* (Gahan) (Hymenoptera: Eulophidae) and *Dentichasmias busseolae* Heinrich (Hymenoptera: Ichneumonidae) (Mohyuddin and Greathead, 1970; Mathez, 1972; Oloo and Ogedah, 1990; Bonhof *et al.*, 1997; Zhou *et al.*, 2003). Furthermore, entomopathogens like *Bacillus thuringiensis* Berlinger and botanical pesticides such as neem (*Azadirachta indica* A. Juss) have been reported to have great potential for controlling stem borer pests (Bonhof *et al.*, 1997). However, the commercial products of entomopathogens are usually not available or affordable to low income subsistence farmers' in Africa (Mihm, 1994). Moreover, the impact of naturally occurring fungi, bacteria, protozoa, viruses and nematodes is often mitigated by long dry seasons and by lack of physical contact with stem borer larvae embedded within plant stems.

2.5.4.1 Biology of *Cotesia* species and their stem borer pest regulation potential

Cotesia sesamiae and *C. flavipes* have been reported to share similar biology and ecology (Overholt, 1998; Niyibigira *et al.*, 2003). Adults preferably emerge in bright light. Males emerge first and wait near the cocoon for the females to emerge, after which sib-mating takes place (Ullyet, 1935). Adult females oviposit in medium and large sized stem borer larvae (Smith *et al.*, 1993; Ngi-Song *et al.*, 1996). A single female clutch size can range between 40 and 60 eggs (Potting *et al.*, 1999; Mochiah *et al.*, 2001). Fully

developed larvae emerge from stem borer larvae and spin white cocoons, which are loosely held together by strands of fine silk. The average egg to adult developmental time is 18 days at 25°C (Ngi-Song *et al.*, 1995; Mochiah *et al.*, 2001). Longevity of adult wasps ranges from two to ten days depending on the availability and type of food resource (Sathe *et al.*, 2001).

The two *Cotesia* species parasitize stem borers belonging to the Crambidae and Noctuidae families (Mohyuddin and Greathead, 1970; Kfir and Bell, 1993). *Cotesia flavipes* have been reported to have high host searching ability that allows it to seek out its hosts even at low densities (Wiedenmann and Smith, 1993). Both *Cotesia* species employ an efficient attack strategy, the ingress and sting method, whereby they enter tunnels inside plant stems and parasitize stem borer larvae directly (Smith *et al.*, 1993). The short generation time (18 days) of the two *Cotesia* species (Ngi-Song *et al.*, 1995; Mochiah *et al.*, 2001) compared to that of stem borer hosts (30 - 58 days) (Polaszek, 1998) and their high reproductive rates with a female biased sex ratio (Omwega and Overholt, 1997) demonstrates a high potential for stem borer pest regulation.

Cotesia species as biological control agents are not without limitations. Mbapila and Overholt (1997) reported that these *Cotesia* species lack the ability to locate and parasitize diapaused larvae in dried maize stems. Furthermore, laboratory studies have indicated that the two species can mate in a no choice situation, but cannot produce viable progeny (Overholt, 1998). Meaning that, if the two *Cotesia* species were to breed in nature, their reproductive success will be limited.

2.6 Stem borer parasitism

Lepidopteran stem borers are parasitized, at different developmental stages, by egg larval or pupal parasitoids. Parasitoids of cereal stem borers in Eastern Africa have been reviewed by Bonhof *et al.* (1997). In Kenya, at least 85 species (in two Orders, sixteen Families and fifty-five Genera) of parasitoids have been reported on seven species of stem borers feeding on maize and sorghum. In natural habitats, ten species (belonging to two Orders, five Families and eight Genera) of parasitoids were recovered from six species of stem borers found on ten species of wild host plants (Khan *et al.*, 1997a; Overholt *et al.*, 1997; Polaszek and Khan, 1998; Conlong, 2000; Songa *et al.*, 2002) (see Table 2.1). Parasitoids play an important role in curtailing stem borer pest populations, because without their activities, the annual yield losses would be much higher. Parasitism is generally influenced by several factors such as stem borer species, stem borer growth stage or size, location, host plant species and season (Bonhof *et al.*, 1997; Jiang *et al.*, 2004; Sétamou *et al.*, 2005; Muturi *et al.*, 2005). Additionally, successful parasitism can be influenced by the accessibility of parasitoids to stem borer larvae or pupae living inside plant stems, as well as the attraction of parasitoids by kairomones from plants and stem borers and synomones from infested plants (Overholt, 1998; Chabi-Olaye *et al.*, 2001).

2.6.1 Parasitism in cultivated habitats

In Western Africa, larval and pupal parasitoids of stem borers are generally rare (Shanower *et al.*, 1991; Gonou *et al.*, 1994), while egg parasitism rates are reported to be

high, reaching up to 76.4% (Sétamou and Schulthess, 1995). In contrast, egg parasitoids are extremely rare in southern Africa, whereas larval and pupal parasitoids of stem borers are quite abundant (Kfir, 1995, 2000). Kfir and Bell (1993) and Kfir (2000) reported that, the parasitism of stem borer larvae and pupae in southern Africa range from 20.0% to 70.0% and 0% to 100%, respectively. In Eastern Africa, whereas egg parasitism was reported to be very low (Mohyuddin and Greathead, 1970), larval parasitism was between 3.0% and 37.0% (Bonhof *et al.*, 1997; Matama-Kauma, 2000; Rwomushana *et al.*, 2005), while pupal parasitism was generally less than 5.0% (Bonhof *et al.*, 1997).

In Kenya, egg parasitism at the coast was estimated to range between 19% and 76% (Mathez, 1972; Skövgrad and Päts, 1996). By contrast, egg predation and disappearance were major mortality factors (97.6%) in the western parts of Kenya, where egg parasitism was less common and ranged between 5.0% and 50.0% (Mohyuddin and Greathead, 1970; Oloo, 1989; Oloo and Ogedah, 1990). Young stem borer larvae often suffer heavy mortalities from cannibalism, predation and abiotic factors such as wind and rain (Bonhof *et al.*, 1997). On the contrary, the impact of parasitoids on stem borer larvae was generally low, with parasitism not more than 10.0% (Mathez, 1972; Oloo and Ogedah, 1990; Ogol *et al.*, 1998; Midega *et al.*, 2004). Although sessile stem borer pupae are often protected inside plant stems, they have been reported to suffer high mortalities of up to 88%, with disappearance (representing predation and other unknown factors) as the major mortality factor (Oloo, 1989). Pupal parasitism was generally low, and parasitization rates varied from 0.0% to 58.0% in Western Kenya (Mathez, 1972;

Oloo and Ogedah, 1990) and between 0% and 26.0% at the coast of Kenya (Mathez, 1972; Skovogard and Päts, 1996).

In spite of the large number of indigenous species reported in cultivated habitats in Kenya, research findings indicated that these parasitoids are not able to prevent economic damage or reduce pest populations to below economic threshold levels (Bonhof *et al.*, 1997; Overholt, 1998). Therefore, *C. flavipes* was introduced in coastal Kenya from Asia to compliment the mortality of *C. partellus* by indigenous parasitoids. *Cotesia flavipes* has since become successfully established (Omweya *et al.*, 1995; Omweya *et al.*, 2006), and is contributing to the regulation of its target host, *C. partellus*, with field parasitism rates of up to 25.80% (Songa *et al.*, 2001).

2.6.2 Parasitism in natural habitats

There are no records of stem borer egg and pupal parasitism in natural habitats in Kenya. Larval parasitism of stem borers feeding on wild host plants range between 0.6% and 16.6% (Khan *et al.*, 1997a; Overholt *et al.*, 1997; Conlong, 2000; Songa *et al.*, 2002). In spite of the low parasitism rates reported on wild host plants, the impact of parasitism by indigenous parasitoids on stem borer populations residing in natural habitats might be high based on the following assumptions:

1. Parasitoids do not have to migrate periodically to recolonize stem borers residing in natural habitats. Therefore, stem borers and parasitoids tend to be more stable in natural habitats (Conlong, 1994).

2. Larval growth of stem borers is much slower on wild host plants than on cereal crops, thereby creating a wider temporal window of susceptibility for parasitoid attacks (Bowden, 1976).
3. Stem borer survival is quite low on wild host plants (Ofomota *et al.*, 2000). Thus, it is expected that parasitoids and other natural enemies will effectively maintain stem borer populations below an epidemic pest level (Wiedenmann and Smith, 1993).
4. Parasitoids that utilize the “Drill-and-Sting” or “Planidial-Ingress” foraging strategies might be highly effective on small-diameter stems of wild host plants compared to the relatively thick-stemmed cereal crops (Overholt, 1998).

2.7 The role of wild host plants in stem borer pest management

In tropical and sub-tropical Africa, stem borers originally attacked wild gramineous and other plant species (Mally, 1920) without special consequences. However, with extensive cultivation of cereal crops, some stem borer species followed the cultivated forms of their wild host plants, and became more widely distributed and economically important. Possibly this was because, cereal crops supplied readily available and highly nutritious food sources with relatively little inherent resistance to stem borer attack (Polaszek and Khan, 1998). An example of a species that became economically important is *E. saccharina* that was formerly restricted to wild host plants in Uganda. However, *E. saccharina* drastically changed its pest status in the 1970's, when it expanded its host range to include maize, cultivated sorghum and sugarcane (*Saccharum officinarum* L.) (Girling, 1978).

In the past, most stem borer species were generally thought to be polyphagous, having several graminaceous host plant families (Polaszek and Khan, 1998). Therefore, various authors recommended the removal and destruction of wild host plants surrounding cultivated cereal crops, as a measure for reducing stem borer pest populations (Nye, 1960; Seshu Reddy, 1985). However, recent findings by Le Ru *et al.* (2006a,b) indicated that the majority of stem borer species in natural habitats were monophagous rather than polyphagous. Moreover, several scientists emphasized that wild host plants adjacent to cultivated crops can be beneficial in providing refugia to parasitoids and other natural enemies, as well as adult food sources such as nectar or pollen, and alternate hosts or prey during the non-cropping season (Altieri *et al.*, 1977; Altieri and Whitcomb, 1979; Herzog and Funderburg, 1986; Khan *et al.*, 1997a). It has therefore been postulated that natural habitats may play a role in sustaining populations of stem borer parasitoids during the off-season (Bonhof *et al.*, 2001). This in turn, is expected to contribute to the reduction of stem borer pest infestations in cultivated cereal crops, by facilitating carry-over of parasitoids or natural enemies of stem borers from one season to the next. For instance, Khan *et al.* (1997a) reported three parasitoids of economically important cereal stem borer pests on three non-economically important stem borer species on wild host plants in Kenya. *Cotesia sesamiae* and *Stenobracon rufus* Szépligeti were recovered from the stem borer *Phragmataecia boisduvalli* (Herrich-Shaeffer) (Cossidae) on *Echinochloa pyramidalis* (Lam.) Hitchc. & Chase and *Phragmites* sp. *Cotesia sesamiae* was also recovered from the stem borer *Poeonoma serrata* (Hampson) (Noctuidae) on *Pennisetum purpureum* Schumacher and *P. macrourum* Trin. In another example, Songa

et al. (2002) recorded *C. flavipes*, *C. sesamiae*, *Chelonus curvimaculatus* Cameron, *Norbanus* sp. and *Pristomerus* sp. on *Sorghum versicolor* Anderss.

CHAPTER THREE

GENERAL MATERIALS AND METHODS

3.1 Study localities and field survey

Surveys were conducted in four localities in Kenya namely Suam (Rift valley), Kakamega (Western Kenya), Mtito Andei (Eastern Kenya) and Muhaka (Coast) (Figure 3.1). These localities not only varied with agroecological zones, but also varied in altitude and climatic conditions (Corbett, 1998), vegetation mosaics (White, 1983) and stem borer species composition (Ong'amo *et al.*, 2006). Descriptions of all study sites are presented in table 3.1.

It should be noted that for Kakamega and Muhaka, in addition to the two main cropping seasons, cereal crops were usually available in the fields in-between the main cropping seasons. This was due to brief rain spells that were experienced during dry seasons and sometimes, cereal crops were planted in marshy areas usually bordering streams or rivers. In localities with a single cropping season, irrigation was practiced in Mtito Andei but not in Suam.

Field surveys were carried out for two years consecutively, from December 2005 to December 2007. In all localities, sampling was regularly done at two months interval

during each rainy and dry season to include both the vegetative and harvest stages of cereal crops, and to enable sampling of different life stages of stem borers. Sampling was done in such a way that it caused minimal disturbance to the stem borer populations within the study sites.

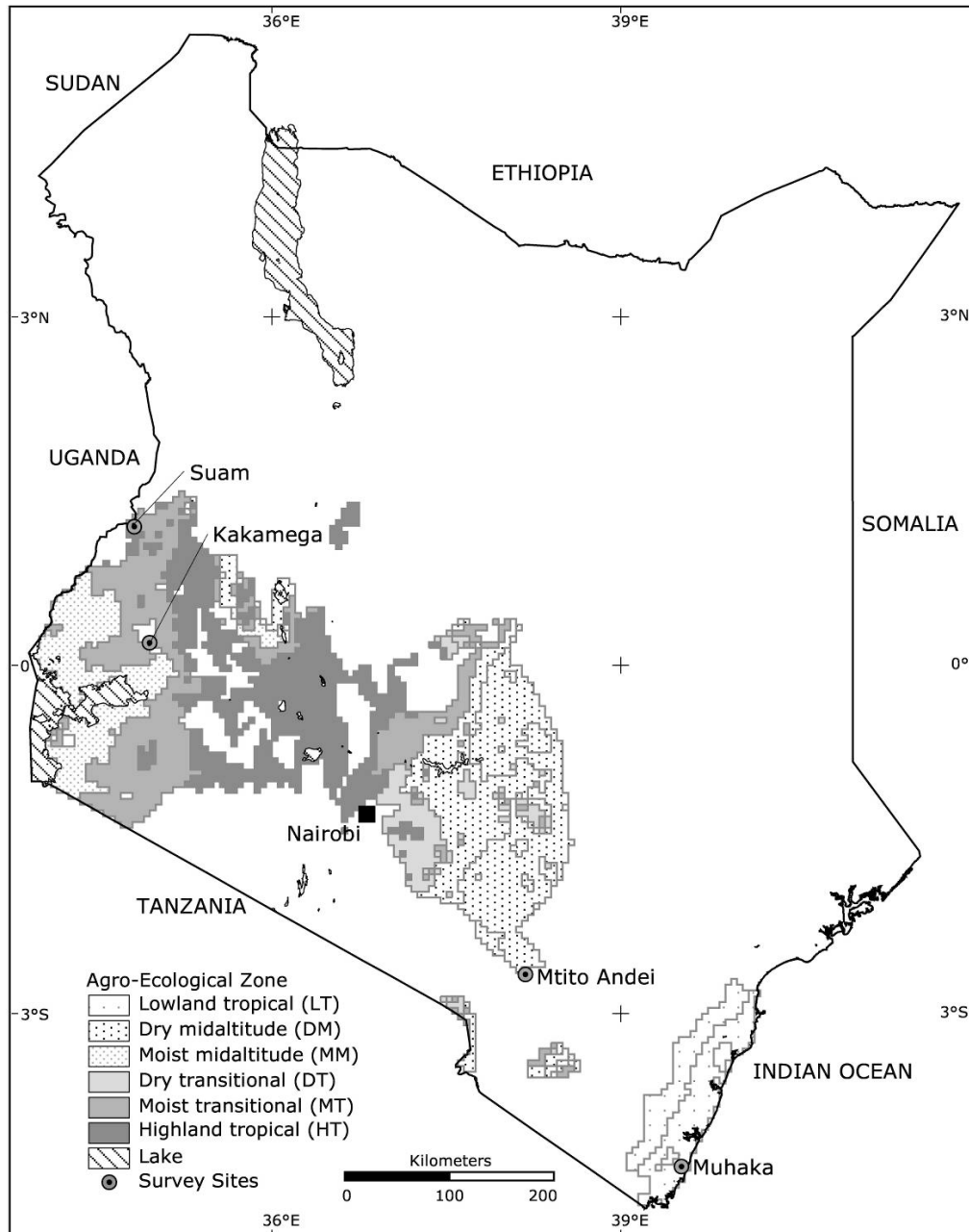


Figure 3.1: Map of Kenya showing localities and agroecological zones where the study was conducted

3.2 Data collection

Guihéneuf (2004) and Goux (2005) used high resolution satellite images to provide maps of the survey sites (25 km² per locality), characterizing the landscape of each site into cultivated and non-cultivated areas. The Arc View 3.2 (1992) software was used to generate random sampling points in each survey site. After which a GARMIN 12X portable Global Positioning System (GPS) gadget was used to identify each sampling point in the field.

Evidence from previous studies had showed that stem borer densities were much lower on wild host plants than on adjacent cultivated cereal crops (Nye, 1960; Gounou and Schulthess, 2004; Le Ru *et al.*, 2006a,b; Ndemah *et al.*, 2007; Matama-Kauma *et al.*, 2008). Therefore, to increase the chances of collecting stem borers and their parasitoids in both cultivated and natural habitats, the sampling methods employed differed with habitat type. Whereas, only random sampling method was carried out in cultivated habitats, both random and non-random sampling methods were applied in natural habitats.

3.2.1 Sampling in cultivated habitats

The number of farmers' cereal fields visited per study site was determined based on the area under cereal cultivation in relation to the total area of that site. This proceeded in three steps. Firstly, the total number of cereal plants collected per study site (n_1) was calculated using the formula described by Cochran (1977):

$$n_1 = Z^2_{\alpha/2} / \delta^2 (q / p) \quad (1)$$

where n_1 is the total number of cereal plants required in each site, $Z_{\alpha/2}$ is the standard normal deviate at 95 % confidence level (1.96), δ is the reliability level of statistical significance (0.05), p is the proportion of land area under cereal cultivation, q is proportion of land area without cereal (1- p).

Secondly, within each study site, the number of cereal plants sampled per farmers' cereal field (n_2) was calculated using the formula described by Zar (1999):

$$n_2 = Z_{\alpha(2)}^2 / 4Dd^2 \quad (2)$$

where n_2 is the number of cereal plants sampled per field, $Z_{\alpha(2)}$ is the standard normal deviate at 95 % confidence level (1.96), d is permitted error (0.1), D is the design effect (1).

Thirdly, the number of farmers' cereal field visited per site (n_3) was determined by combining equations 1 and 2 above:

$$n_3 = [(Z_{\alpha/2}^2 / \delta^2 (q / p)) / (Z_{\alpha(2)}^2 / 4Dd^2)] = 4Dqd^2 / p\delta^2 \quad (3)$$

After applying the formulae, 21, 16, 16 and 10 farmers' cereal fields were randomly selected for sampling in Kakamega, Mtito Andei, Muhaka and Suam, respectively. Each field was visited at least twice during each long rains, short rains and dry season throughout the study period (Plates 3.1a,b,c, 3.2a,b,c, 3.3a,b,c and 3.4a,b,c). To estimate stem borer parasitoid diversity and density, depending on the field size and crop availability during different seasons, 50 to 100 plants were randomly sampled per field. The plants collected were dissected in the field, and stem borer larvae or pupae obtained were transported to the laboratory for rearing and subsequent recovery of parasitoids.

3.2.2 Sampling in natural habitats

To evaluate stem borer density and parasitoid diversity in natural habitats, random and non-random sampling methods were employed, respectively.

3.2.2.1 Random sampling method:

Based on the sampling plan developed by Gounou and Schulthess (2004), grass patches immediately surrounding sampled cereal field were inspected. The same grass patch was visited at regular time intervals during rainy and dry seasons as stated above for cultivated habitats (Plates 3.1d,e,f, 3.2d,e,f, 3.3d,e,f and 3.4d,e,f). To estimate stem borer densities on wild host plants, during each sampling occasion, depending on the availability of host plant species during different seasons or due to disturbances (i.e., livestock overgrazing), 50 to 100 plants/tillers were randomly sampled per plant species in each patch, up to a distance of 50 m from the edge of each cereal field. Each plant/tiller selected was dissected in the field. Stem borer larvae or pupae collected were labeled and transported to the laboratory for rearing and subsequent recovery of parasitoids.





Plate 3.1: Pictures of Kakamega study site. (a) maize plants during the rainy season, (b and c) standing and heaped stalks during the dry season, (d) wild host plants during the rainy and (e and f) dry seasons



a.



b.



c.



d.



e.




f.

Plate 3.2: Pictures of Mtito Andei study site. (a) maize plants during the rainy season, (b and c) dry and grazed stalks during the dry season, (d) wild host plants during the rainy and (e and f) dry seasons



a.



b.



c.



Plate 3.3: Pictures of Muhaka study site. (a) maize plants during the rainy season, (b and c) standing stalks during the dry season, (d) wild host plants during the rainy and (e and f) dry seasons



a.



b.



c.



Plate 3.4: Pictures of Suam study site. (a) maize plants during the rainy season, (b and c) standing or heaped stalks during the dry seasons, (d) wild host plants during the rainy and (e and f) dry seasons

3.2.2.2 Non-random sampling method:

To estimate parasitoid species diversity on wild host plants, stem borers were collected using a slight modification of the non-random sampling procedure applied by Le Ru *et al.* (2006a,b). During each sampling occasion as described above, wild host plants were sampled where possible up to 100 m distance of each sampled cereal field including grass patches found along road sides, in open forest grass patches, on the banks of streams, dams or rivers and in swamps. At each sampling site, all known or potential host plants belonging to the Poaceae, Cyperaceae and Typhaceae families (Khan *et al.*, 1997a; Le Ru *et al.*, 2006a,b) were checked for infestation symptoms such as scarified leaves (window panes and pin holes) (Plate 3.5a,b,c), frass (Plate 3.5d), dry leaves and shoots (dead hearts) (Plate 3.5e), bored (entrance or exit) hole (Plate 3.5f). All plants/tillers collected were dissected in the field. Stem borer larvae or pupae obtained were labeled and transported to the laboratory for rearing and subsequent recovery of parasitoids (Plate 3.6a,b,c,d,e).

3.3 Stem borer/parasitoid recovery and identification

The stem borer larvae recovered were reared on artificial diet developed by Onyango and Ochieng-Odero (1994) in glass vials (2.5 cm diameter x 7.5 cm depth) plugged with cotton wool, which were kept under ambient conditions in the laboratory (26 ± 1 °C; 65 ± 5 RH) until pupation or cocoon formation. Parasitoid cocoons or puparia recovered from stem borer larvae or pupae were kept separately in plastic vials (2.5 cm diameter x 7.5 cm depth) until adult emergence (Plate 3.7a,b,c). Adult stem borer or parasitoid



a.



b.



c.




Plate 3.5: Pictures of stem borer infestation symptoms. (a, b and c) different forms of leaf scarification and (d) bored hole clogged with frass on maize, (e) dead heart and (f) entrance or exit hole on *Cynodon aethiopicus*



a.



b.



c.



d.



e.

Plate 3.6: Pictures of stem borer recovery and rearing. (a) stem borer larva and (b) pupa on dissected plant stems, (c and d) field collection of stem borers on artificial diet in labeled vials, and (e) rearing and observation for adult stem borer or parasitoid puparia/cocoon emergence in the laboratory



a.



b.



c.



d.

e.



Plate 3.7: Pictures of parasitoids. (a and b) parasitoid larvae emerged from stem borer larvae, (c) an adult parasitoid emerged from a pupal case and (d and e) wet and dry adult parasitoid specimens

specimens were either preserved dry or kept in 70 and 100% alcohol (Plate 3.7d,e). Identifications of stem borers and parasitoids were conducted to species level where possible, or otherwise to genera or family levels. Hymenopteran parasitoids were identified by G. Delvare, CIRAD, Montpellier, France. Dipteran parasitoids were identified by D. Barraclough, University of KwaZulu-Natal, Durban, South Africa. Adult stem borers were identified by P. Moyal, IRD, France. Wild host plants were identified by S. Muthenge, East Africa Herbarium, Nairobi, Kenya.

Table 2.1: Species of stem borer parasitoids reported in cultivated and natural habitats in Kenya

Parasitoid species	Stem borer		Host	Reference
	species	growth stage	plant species	
Cultivated habitat				
Hymenoptera				
Bethylidae				
<i>Goniozus</i> sp.	C. sp	L	Zm	Mohyuddin and Greathead, 1970
<i>Goniozus indicus</i> Ashmead	Bf, Co, Cp, Sc	L	Zm	Bonhof <i>et al.</i> , 1997; Zhou <i>et al.</i> , 2003
<i>Odontepyris transvaalensis</i> (De Buyson)	Bf, ?	L	Zm	Bonhof <i>et al.</i> , 1997; Zhou <i>et al.</i> , 2003
Braconidae				
<i>Amyosom nyanzaense</i> (Quicke & Wharton)	Bf, Co, Cp, Sc	L	Sb, Zm	Quicke and Wharton, 1989; Zhou <i>et al.</i> , 2003
<i>Apanteles</i> sp. (ater group)	Cp	L	Sb, Zm	Milner, 1967; Mohyuddin and Greathead, 1970
<i>Apanteles</i> sp. nr <i>laevigatus</i> (Ratzeburg)	Co, Cp	L	Sb, Zm	Mohyuddin and Greathead, 1970; Mathez, 1972
<i>Bassus</i> sp.	Co	L	Zm	Bonhof <i>et al.</i> , 1997; Zhou <i>et al.</i> , 2003
<i>Bassus sublevis</i> (Granger)	Cp, Es	L	Zm	van Achterberg and Polaszek, 1996
<i>Bracon</i> (Glabrobracon) sp.	Co, Cp	L	Sb, Zm	Mathez, 1972; Oloo, 1989
<i>Bracon chinensis</i> Szepligeti	Cp	L	Sb	Seshu Reddy, 1989
<i>Bracon sesamiae</i> Cameron	Bf, Co, Cp, C. sp	L	Zm	Bonhof <i>et al.</i> , 1997; Zhou <i>et al.</i> , 2003
<i>Chelonus</i> sp.	?	P	Zm	Mathez, 1972
<i>Chelonus curvimaculatus</i> Cameron	Bf, Co, Cp, Sc	E/L	Sb, Zm	Milner, 1967; Mohyuddin and Greathead, 1970; Zhou <i>et al.</i> , 2003

<i>Cotesia flavipes</i> Cameron	Bf, Co, Cp, Sc	L	Zm	Overholt <i>et al.</i> , 1997; Zhou <i>et al.</i> , 2003
<i>Cotesia ruficrus</i> (Haliday)	Cp, Sc	L	Zm	Bonhof <i>et al.</i> , 1997; Zhou <i>et al.</i> , 2003

Parasitoid species	Stem borer		Host plant species	Reference
	species	growth stage		
<i>Cotesia sesamiae</i> Cameron	Bf, Co, Cp, Es, Sc, S. sp.	L	Sb, Zm	Mohyuddin and Greathead, 1970; Mathez, 1972; Oloo, 1989; Zhou <i>et al.</i> , 2003
<i>Dolichogenidea fuscivora</i> Walker	Bf, Cp, Sc	L	Zm	Bonhof <i>et al.</i> , 1997; Zhou <i>et al.</i> , 2003
<i>Dolichogenidea polaszeki</i> Walker	Sc, Bf	L	Zm	Zhou <i>et al.</i> , 2003
<i>Euvipio rufa</i> Szepligeti	Cp	L	Sb, Zm	Oloo, 1989; Greathead, 1990
<i>Glyptapanteles africanus</i> (Cameron)	Cp, Sc	L	Zm	Zhou <i>et al.</i> , 2003
<i>Glyptapanteles maculitarsis</i> (Cameron)	Cp, Sc	L	Zm	Zhou <i>et al.</i> , 2003
<i>Glyptomorpha</i> spp.	Co, Cp	L	Zm	La Croix, 1967
<i>Macrocentrus sesamivorus</i> van Achterberg	Cp, Sc	L	Zm	van Achterberg and Polaszek, 1996
<i>Macrocentrus</i> sp.	Co, Cp, Sc	L	Zm	Zhou <i>et al.</i> , 2003
<i>Meteorus</i> sp.	Bf, Cp	L	Zm	Milner, 1967; van Achterberg and Polaszek, 1996; Zhou <i>et al.</i> , 2003
<i>Myosoma nyanzaensis</i> Quicke & Wharton	Cp, ?	L	Sb, Zm	Quick and Wharton, 1989; Mohyuddin, 1990
<i>Phanerotoma leucobasis</i> Kriechbaumer	Bf	E/L	Zm	van Achterberg and Polaszek, 1996
<i>Rhaconotus</i> sp.	Cp	L	Sb, Zm	Mohyuddin and Greathead, 1970
<i>Rhaconotus scirpophagae</i> Wilkinson	Cp, C. sp.	L	Zm	Mathez, 1972; van Achterberg and Polaszek, 1996; Zhou <i>et al.</i> , 2003
<i>Stenobracon rufus</i> (Szepligeti)	Co, Cp, S. sp	L	Zm	Mathez, 1972; Zhou <i>et al.</i> , 2003
<i>Tropobracon anntenatus</i> (Granger)	Co	L	Zm	Zhou <i>et al.</i> , 2003
<i>Tropobracon</i> sp.	?		Zm	Bonhof <i>et al.</i> , 1997
Ceraphronidae				

<i>Aphanobmus fijiensis</i> (Ferrière)	Sc	H	Zm	Zhou <i>et al.</i> , 2003
Chalcididae				
<i>Antrhocephalus mitys</i> Walker	Cp	P	Zm	Skovgard and Päts, 1996; Zhou <i>et al.</i> , 2003

Parasitoid species	Stem borer		Host plant species	Reference
	species	growth stage		
<i>Brachymeria</i> spp.	Bf, Co, Cp, C. sp., Es	P	Sb, Zm	Mohyuddin and Greathead, 1970; Chacko and Ogedah, 1990; Skovgard and Päts, 1996
<i>Brachymeria dunbrodyensis</i> Cram.	C. sp.	?	Zm	La Croix, 1967
<i>Brachymeria kassalensis</i> Kirby	Cp	?	Zm	La Croix, 1967
<i>Brachymeria olethria</i> Waterston	Co, Cp	P, ?	Zm	La Croix, 1967; Zhou <i>et al.</i> , 2003
<i>Psilochalchis soudanensis</i> (Steffan)	Bf, Co, Cp, Es	P	Sb, Zm	Oloo, 1989; Skovgard and Päts, 1996; Zhou <i>et al.</i> , 2003
Encyrtidae				
<i>Exoristobia dipterae</i> (Risbec)	Co	H	Zm	Zhou <i>et al.</i> , 2003
Eulophidae				
<i>Pediobius</i> sp.	?	?	Zm	Bonhof <i>et al.</i> , 1997
<i>Pediobius furvus</i> (Gahan)	Bf, Co, Cp, C. sp. S. sp.	P, ?	Sb, Zm	Mohyuddin and Greathead, 1970; Mathez, 1972; Oloo, 1989; Zhou <i>et al.</i> , 2003
<i>Tetrastichus</i> sp.	Co, Cp, Sc, ?	P	Zm	Bonhof <i>et al.</i> , 1997; Zhou <i>et al.</i> , 2003
Eurytomidae				
<i>Eurytoma braconidis</i> (Ferrière)	Co, Cp, Bf	H	Zm	Zhou <i>et al.</i> , 2003
<i>Eurytoma oryzivora</i> Delvare	Cp, Sc	P	Zm	Zhou <i>et al.</i> , 2003
Ichneumonidae				
<i>Charops</i> spp.	C. sp.	?	Zm	La Croix, 1967; Greathead, 1990
<i>Dentichasmias busseolae</i> Heinrich	B. sp., Co, Cp,	P	Sb, Zm	Oloo, 1989; Seshu Reddy, 1989; Skovgard

	Sc			and Pits, 1996; Zhou <i>et al.</i> , 2003
<i>Isotima</i> sp.	Bf, Cp	L/P	Zm	Mohyuddin and Greathead, 1970
<i>Pimpla</i> sp.	Cp	P	Zm	Zhou <i>et al.</i> , 2003
<i>Pristomerus</i> sp.	C. sp., Sc	L, ?	Zm	Bonhof <i>et al.</i> , 1997; Zhou <i>et al.</i> , 2003
<i>Procerochasmias nigromaculatus</i> (Cameron)	Bf, Cp, Es, Sc	P	Zm	Bonhof <i>et al.</i> , 1997

Parasitoid species	Stem borer		Host plant species	Reference
	species	growth stage		
<i>Syzeuctus</i> sp.	Co, Cp, Sc	L	Zm	Mathez, 1972; Zhou <i>et al.</i> , 2003
<i>Syzeuctus ruberrimus</i> Benoit	Co, Cp	L	Zm	Benoit, 1959
<i>Temelucha</i> sp.	Cp, C. sp.	L, ?	Zm	Bonhof <i>et al.</i> , 1997; Zhou <i>et al.</i> , 2003
<i>Temelucha</i> sp.	Cp, C. sp.	L, ?	Zm	Bonhof <i>et al.</i> , 1997; Zhou <i>et al.</i> , 2003
<i>Vadonina nimbipennis</i> (Seyrig)	Bf, Co, Cp, ?	P, ?	Zm	Bonhof <i>et al.</i> , 1997; Zhou <i>et al.</i> , 2003
<i>Xanthopimpla</i> sp.	Co, Cp	P	Zm	Zhou <i>et al.</i> , 2003
<i>Xanthopimpla luteola</i> Toiq	C. sp.	?	Zm	La Croix, 1967
<i>Xanthopimpla stemmator</i> Thunberg	?	?	Zm	Bonhof <i>et al.</i> , 1997
Pteromalidae				
<i>Norbanus</i> sp.	Cp	L	Zm	Bonhof <i>et al.</i> , 1997
Scelionidae				
<i>Telenomus busseolae</i> (Gahan)	Bf	E	Sb, Zm	Oloo, 1989
<i>Telenomus</i> spp.	Cp, ?	E	Sb, Zm	Oloo, 1983; Greathead, 1990; Midega <i>et al.</i> , 2004
<i>Telenomus appplanatus</i> Bin & Johnson	Es	E	Zm	Polaszek and Kimani-Njogu, 1990
<i>T. nemesis</i> Polaszek and Kimani	Co, C. sp.	E	Zm	Polaszek, 1995
<i>T. thestor</i> Nixon	?	E	Zm	Polaszek, 1995
Trichogrammatidae				

<i>Trichogramma</i> spp.	Co, Cp, Sc, ?	E	Sb, Zm	Mathez, 1972; Seshu Reddy, 1989; Greathead, 1990; Midega <i>et al.</i> , 2004
<i>Trichogramma bournieri</i> Pintureau and Babault	Cp, Sc	E	Zm	Haile <i>et al.</i> , 2002; Zhou <i>et al.</i> , 2003
<i>Trichogramma</i> sp. nr. <i>mwanzai</i> Schulten and Feijen	Cp, Sc	E	Sb, Zm	Haile <i>et al.</i> , 2002; Zhou <i>et al.</i> , 2003
<i>Trichogrammatoidea</i> sp.	?	E	Zm	Bonhof <i>et al.</i> , 1997

Parasitoid species	Stem borer		Host plant species	Reference
	species	growth stage		
Diptera				
Chloropidae				
<i>Scollophthalmus trapezoides</i> (Beck)	?	L	Zm	Mathez, 1972
<i>Polyodaspis</i> sp.? <i>robusta</i> Lamp	Co, Cp	L	Zm	Mathez, 1972
<i>Anatrichus erinaceus</i> Loew	?	?	Zm	Mathez, 1972
Muscidae				
<i>Atherigona</i> sp.	C. sp.	L	Zm	La Croix, 1967; Mathez, 1972
<i>Atherigona</i> sp. (orientalis group)	Bf, Co, Cp	L	Zm	Bonhof <i>et al.</i> , 1997
<i>Phaonia</i> sp.	?	L	Zm	Mathez, 1972
Phoridae				
<i>Plethysmochacta</i> sp.	Bf	?	Zm	Bonhof <i>et al.</i> , 1997
Sarcophagidae				
<i>Sarcophaga</i> spp.	Bf, Cp, S. sp.	L	Sb, Zm	Mohyuddin and Greathead, 1970; Mohyuddin, 1990
<i>Sarcophaga villa</i> Curran	Bf, Cp, S. sp.	L	Zm	Milner, 1967
Tachinidae				
Unidentified species	Bf	L	Zm	Mohyuddin and Greathead, 1970

<i>Actia</i> sp.	?	L	Zm	Mohyuddin and Greathead, 1970
<i>Atherigona</i> sp	Cp	L	Sb, Zm	Mohyuddin and Greathead, 1970
<i>Nemoraia discoidalis</i> Villeneuve	Bf	P	Zm	Milner, 1967
<i>Peribaea orbata</i> (Wiedemann)	Cp	L	Zm	Milner, 1967; Mohyuddin and Greathead, 1970
<i>Schembria eldana</i> Barraclough	Co, Cp, Sc	L/P	Zm	Zhou <i>et al.</i> , 2003
<i>Siphona</i> (<i>Crocota</i>) <i>murina</i> Mesnil	Bf, Cp, Es, Sc	L	Zm	Nye, 1960; Mohyuddin and Greathead, 1970

Parasitoid species	Stem borer		Host plant species	Reference
	species	growth stage		
<i>Sturmiopsis parasitica</i> (Curran)	Co, Cp, C. sp., Sc	L, P	Sb, Zm	La Croix, 1967; Mohyuddin and Greathead, 1970; Zhou <i>et al.</i> , 2003

Natural habitat

Braconidae

<i>Brconid</i> sp.	Es	L	Cf	Conlong, 2000
<i>Cotesia flavipes</i> Cameron	Bs, Cp	L	Ci, Cd, Sv Ep, Ph sp.,	Khan <i>et al.</i> , 1997a; Songa <i>et al.</i> , 2002
<i>Cotesia sesamiae</i> Cameron	Pb, P. sp., Cp	L	Pm, Pp, Sv	Khan <i>et al.</i> , 1997a; Songa <i>et al.</i> , 2002
<i>Chelonus curvimaculatus</i> Cameron	Cp	L	Sv	Songa <i>et al.</i> , 2002
<i>Stenobracon rufus</i> Szépligeti	Pb	L	?	Khan <i>et al.</i> , 1997a

Bethylidae

<i>Goniozus indicus</i> Ashmead	C sp.	L	Sa	Conlong, 2000
---------------------------------	-------	---	----	---------------

Ichneumonidae

Ichneumonid sp.	Es	L	Cp	Conlong, 2000
<i>Pristomerus</i> sp.	Cp	L	Sv	Songa <i>et al.</i> , 2002

Pteromalidae

Norbanus sp. Cp L Sv Songa *et al.*, 2002

Diptera

Schembria eldana Barraclough Es L Cp Conlong, 2000

Bf = *Busseola fusca*, Bs = *Bactra stagnicolana*, B. sp. = *Busseola* sp., Co = *Chilo orichalcilliellus*, Cp = *Chilo partellus*, C. sp = *Chilo* sp., Es = *Eldana saccharina*, Pb = *Phragmatecia boisduvalii*, Pe sp. = *Poeonoma* sp., Sc = *Sesamia calamistis*, S. sp. = *Sesamia* sp., ? = Unknown; E = Egg, H = Hyperparasitoid, L = Larva, P = Pupa

Cyd = *Cyperus distans*, Cyf = *C. fastigiatus*, Cyi = *C. immensis*, Cyp = *C. papyrus*, Ep = *Echinochloa pyramidalis*, Ph sp.. = *Phragmites* sp., Pm = *Pennisetum macrourum*, Pp = *P. purpureum*, Sa = *Sorghum arundinaceum*, Sb = *Sorghum bicolor*, Sv = *S. versicolor*, Zm = *Zea mays*

Table 3.2: Summarized description of the four study localities in Kenya

Locality	Latitude	Longitude	Altitude (m a.s.l.)	Mean annual precipitation (mm)	Rainfall distribution	Mean annual temperature (minimum- maximum (°C))	Vegetation mosaic
Kakamega	0°10'- 0°13'N	34°54'- 34°56'E	1555- 1702	1570	Bimodal	12.7-27.1	Guineo-Congolian rain forest type
Mtito Andei	2°39'- 2°40'S	38°10'- 38°21'E	663-851	665	Single	16.8-29.1	Somalia and Masai Acacia bushland/thicket mosaic
Muhaka	4°18'- 4°19'S	39°31'- 39°33'E	21-54	1210	Bimodal	22.0-30.4	East African coastal mosaic
Suam	1°11'- 1°12'N	34°46'- 34°48'E	1665- 2035	1190	Single	12.5-26.8	Rain forest and secondary grassland mosaic

E = East, N = North, S = South.

¹CHAPTER FOUR

DIVERSITY, HOST RANGES AND MULTITROPHIC INTERACTIONS OF STEM BORER PARASITOIDS

4.1 Introduction

In sub-Saharan Africa, cereal crops are mainly grown at subsistence level by resource-poor farmers'. The bulk of cereal fields are usually small and surrounded by patches of natural habitats that harbour wild host plants (i.e., grasses and sedges) of cereal stem borer pests. Lepidopteran stem borers, amongst others, are the major biotic constraints to increased cereal production (Polaszek, 1998) and have been reported to cause losses ranging between 5% and 73% of potential crop yield (Seshu Reddy and Walker, 1990; De Groote, 2002; De Groote *et al.*, 2003). In Kenya, the species diversity of stem borer parasitoids has been intensively studied in cultivated habitats. Where at least 85 species of parasitoids have been reported attacking seven species of stem borer pests on maize and cultivated sorghum (Mohyuddin and Greathead, 1970; Bonhof *et al.*, 1997; Zhou *et al.*, 2003). On the contrary, inspite of the high diversity of stem borer species on wild host plants (Le Ru *et al.*, 2006a,b), only ten species of parasitoids have been reported attacking six other species of stem borers on ten species of wild host plants (Khan *et al.*, 1997a; Overholt *et al.*, 1997; Polaszek and Khan, 1998; Conlong, 2000; Songa *et al.*, 2002). In view of the high diversity of stem borers living in natural habitats, parasitoid diversity has likely been underestimated.

¹ This chapter was accepted for publication as an article titled "Species diversity of lepidopteran stem borer parasitoids in cultivated and natural habitats in Kenya" in the Journal of Applied Entomology.

Though lepidopteran stem borers have been an important subject of study for the past 50 years (Polaszek, 1998), the role of natural habitats on stem borer parasitoid diversity remain unclear. Currently, some scientists suggest that stem borer parasitoids can persist and increase their populations across season in natural habitats (Khan *et al.*, 1997a; Schulthess *et al.*, 1997; Bonhof *et al.*, 2001; Muturi *et al.*, 2005), arguing that wild host plants adjacent to cultivated crops provide important refuge and food resources such as pollen and nectar for parasitoids to sustain their populations during non-cropping seasons. Having been reported that parasitoids develop and function in a multitrophic context (Landis *et al.*, 2000, 2005; Wilkinson and Landis, 2005; Bianchi *et al.*, 2006), it is crucial to understand the diversity and ecology of stem borer parasitoids in the context of both cultivated and natural habitats. Moreover, future design of successful sustainable stem borer pest management strategies would require sufficient knowledge of not only parasitoid species diversity, but also their host ranges and multitrophic interactions in cultivated and natural habitats. The focus of this study was (1) to provide a catalogue of stem borer parasitoid species, along with their stem borer and host plant ranges in cultivated and natural habitats, (2) to assess the diversity of stem borer parasitoids on different stem borer and host plant genera or families and (3) to assess the diversity of stem borer parasitoids in cultivated and natural habitats in different agroecological zones, and also during different seasons.

4.2 Materials and methods

4.2.1 Field survey

Field surveys were carried out in 4 localities in Kenya namely Kakamega, Mtito Andei, Muhaka and Suam, all found in different AEZs as described in Chapter 3 sub-section 3.1. Surveys were conducted during both dry and rainy seasons from December 2005 to December 2007. Random sampling method was applied in cultivated habitats, while both random and non-random sampling methods were applied in natural habitats, respectively. Details are provided in Chapter 3 sub-section 3.2.

4.2.2 Stem borer parasitoid recovery and their identification

Infested cereal and wild host plants were destructively sampled in the field. Stem borer larvae collected were transported to the laboratory and reared on artificial diet. All stem borer pupae and parasitoid cocoons or puparia recovered were kept in separate vials until the emergence of adults. The details are provided in Chapter 3 sub-section 3.3. Additionally, parasitoids, stem borers and host plants collected were identified to species level where possible, or else to genera or family levels as described in Chapter 3 sub-section 3.3.

4.2.3 Data analyses

Due to scarcity of data for some species, parasitoid data obtained from various stem borer and host plant species were pooled according to their respective genera for appropriate analysis or presentation. The Shannon diversity index (H') which takes into account the number of species (species richness) and their relative abundance

(equitability) was used to compute parasitoid species diversity in cultivated and natural habitats (Magurran, 1988):

$$H' = - \sum P_i \ln P_i$$

where i is the parasitoid species, P_i is the proportional abundance of the i th species and \ln is the natural logarithm.

Because the Shannon diversity index is inappropriate for estimating species diversity when species richness is extremely low, the index was used only in cases where parasitoid species richness was \geq five. t -tests were used to examine differences in parasitoid species diversity in cultivated and natural habitats on different stem borer or host plants genera and families (pooled data), in each locality (pooled data) and during different seasons (pooled data) (Magurran, 1988). Significance was set at $P \leq 0.05$. However, this test was not performed for host plant genera or families that did not occur in both habitats.

Additionally, differences in stem borer parasitoid species composition in cultivated and natural habitats was compared by calculating the Morista-Horn index (C_{mH}) (Magurran, 1988):

$$C_{mH} = [2 \sum (n_{ia} n_{ib})] / [(d_a + d_b) N_a N_b]$$

where N_a and N_b are the total number of individuals in cultivated and natural habitats, respectively; n_{ia} and n_{ib} are number of individuals of a particular species i in cultivated and natural habitats, respectively; $d_a = \sum n_{ia}^2 / N_a^2$ and $d_b = \sum n_{ib}^2 / N_b^2$. High values of C_{mH} indicate increasing similarity between the two habitats, with a maximum of 1.

4.3 Results

4.3.1 Parasitoid species composition

During the two years field surveys, 7443 and 3676 stem borers were collected from cultivated and natural habitats, respectively. A total of 33 parasitoid species were recovered (Table 4.1). In cultivated habitats, 18 species of parasitoids (eleven larval and seven pupal parasitoids) were recovered from six species of stem borers feeding on maize and cultivated sorghum, while in natural habitats, 27 species (twenty-four larval and three pupal parasitoids) were recovered from 21 species of stem borers feeding on 19 species of wild host plants. Not a single parasitoid was recovered from an additional 11 species of stem borers obtained from 19 other wild host plant species. Only four species of dipteran parasitoids were recovered from stem borers in both cultivated and natural habitats. On the different growth stages, whereas koinobiont species (16) were highest on stem borer larvae in natural habitats, idiobiont species (seven) were highest on sessile pupae in cultivated habitats. The number of endoparasitic species was three and four times higher than ectoparasitic species in cultivated and natural habitats, respectively. In cultivated habitats, the ingress-and-sting (59%) attack was the most common strategy utilized by parasitoids, followed by the planidial ingress (23%), drill-and-sting (12%) and direct attack (6%) methods. However, more attack methods were utilized by parasitoids in natural habitats, with the ingress-and-sting (43%) method being the most common strategy, followed by the planidial ingress (24%), drill-and-sting (14%), direct attack (9%), probe-and-sting (5%) and wait-and-sting (5%) methods. About 52% and 39% of the parasitoid species found in cultivated and natural habitats, respectively, were strictly solitary species, while 22% and 28% other species were both

solitary and gregarious in cultivated and natural habitats, respectively. The majority of parasitoid species were recovered during the rainy season. Only five and seven percent of parasitoid species were found during the dry season in cultivated and natural habitats, respectively. In total, 67% of parasitoid species found were restricted to specific AEZ(s). Only one parasitoid species was recovered in all four AEZs.

4.3.2 Parasitoid species diversity on stem borers and host plants, and also in different localities and seasons

The parasitoid and stem borer diversity/richness and abundance varied with habitat type on different stem borer families (Tables 4.2a,b,c) and genera (Tables 4.3a,b,c). Noctuidae and Crambidae were the only families that were heavily parasitized (Tables 4.2a,b,c). For these two families, parasitoid diversity was significantly higher in natural than in cultivated habitats (Tables 4.2a,b,c). *Chilo*, *Busseola* and *Sesamia* species were the major stem borer genera found in both cultivated and natural habitats (Tables 4.3a,b,c). For these genera, parasitoid diversity was significantly higher in natural than in cultivated habitats (Tables 4.3a,b,c). Stem borer parasitoid species composition was different in the two habitats on various stem borer families and genera (Tables 4.2a and 4.3a).

Parasitoid and stem borer diversity/richness, abundance or average densities varied with habitat type on different host plant families (Tables 4.4a,b,c,d) and genera (Tables 4.5 a,b,c,d). Only host plants belonging to the family Poaceae occurred in both cultivated and natural habitats, and parasitoid diversity was significantly higher in natural than in cultivated habitats (Tables 4.4a,b,c,d). In addition, on the same plant family, parasitoid

species and individuals utilizing the ingress-and-sting attack method were more than those utilizing other attack strategies. Among host plant genera, only *Sorghum* spp. occurred in both cultivated and natural habitats. However, parasitoid diversity on *Sorghum* spp. was not significantly different in both habitats (Table 4.5 a,b,c,d). Stem borer parasitoid species composition was different in the two habitats on various host plant families or genera (Tables 4.4a and 4.5a).

Parasitoid and stem borer diversity/richness and abundance varied with habitat type in different localities (both individual localities and all localities pooled together) (Tables 4.6a,b,c) or during different seasons (both separate seasons within each locality and pooled data for all localities) (Tables 4.7a,b). Within each and across all localities, parasitoid diversity was significantly higher in natural than in cultivated habitats (Table 4.6a,b,c). Although parasitoid and stem borer diversity/richness and abundance varied with habitat type during different seasons (Table 4.7a,b,c,d,e,f), for pooled data, parasitoid diversity was significantly higher in natural than in cultivated habitats during both dry and rainy seasons (Table 4.7a). In a similar trend, with the exception of Kakamega, parasitoid diversity was significantly higher in natural than in cultivated habitats during the rainy season in all localities (Table 4.7d). Across localities and seasons, stem borer parasitoid species composition was different in the two habitats (Table 4.6a and Tables 4.7a,d).

4.4 Discussion

Prior to this work only ten species of stem borer parasitoids had been reported from natural habitats in Kenya (Khan *et al.*, 1997a; Overholt *et al.*, 1997; Polaszek and Khan,

1998; Conlong, 2000; Songa *et al.*, 2002), in contrast to 27 species in the present study, of which the tachinid *Siphona* sp. was the most common species. In cultivated habitats, corroborating results by Ogol *et al.* (1998) and Zhou *et al.* (2003) from Western and Coastal Kenya, respectively, *C. flavipes*, *C. sesamiae* and *P. furvus* were the dominant species in addition to *Siphona* sp. These results further confirmed the establishment of the exotic species *C. flavipes* in Kenya, not only in cultivated habitats as reported by Overholt *et al.* (1997) and Omwega *et al.* (2006), but also in natural habitats.

The richness of pupal parasitoids was quite high on cultivated cereals. Perhaps this is because, on cereal crops, stem borers frequently pupate inside plant stems, whereas on wild host plants, stem borers seldom pupate within plant stems, but rather on the outside, often at the bottom of plants close to the roots in the soil (B.P Le Ru, personal communication). As such, it is most probable that both the richness and abundance of pupal parasitoids is generally underestimated in natural habitats. Another possible explanation is that many more stem borers survive to pupal stage in cultivated grasses either due to high nutritive value (Ofomata *et al.*, 2000) or due to low predation rates of both parasitized and unparasitized larvae or pupae (Bonhof *et al.*, 1997). These findings revealed that *Xanthopimpla stemmator* (Thunberg) a pupal parasitoid which was not released in Kenya, was recovered for the first time parasitizing stem borers in both cultivated and natural habitats. Considering that *X. stemmator* was released in Ethiopia, Eritrea, Tanzania, Uganda and Zanzibar (C. Omwega, personal communication), it was assumed that the parasitoid might have crossed borders into Kenya from neighbouring countries.

Ndemah *et al.* (2007) in Cameroon and Matama-Kauma *et al.* (2008) in Uganda, likewise reported a high diversity of stem borer parasitoids on wild host plants. By contrast, on cultivated cereals, Zhou *et al.* (2003) reported a much higher parasitoid diversity from only the Coastal region of Kenya. Differences of parasitoid diversity at the Kenyan coast in this study and that by Zhou *et al.* (2003) might have been due to two reasons. Firstly, parasitoid diversity is not static in a given locality, and could therefore change considerably over time as their herbivore host densities change (Menalled *et al.*, 2003). Secondly, it is very likely that the higher parasitoid species diversity recorded by Zhou *et al.* (2003) than in this study was due to a longer survey duration (i.e., 8 vs 2 years, respectively) and higher stem borer host collection (i.e., 174663 vs 11119 stem borers, respectively).

The results of Bonhof *et al.* (1997) and Zhou *et al.* (2003), in conjunction with those presented here showed that the majority of species recovered are common to both cultivated and natural habitats, whereas only an unknown *Cotesia* sp. was exclusive to natural habitats. As defined by Smith *et al.* (1993), in this study, stenophagous parasitoids referred to those parasitoids that were recovered from a narrow range of host species, while monophagous parasitoids were those that were recovered from only one host species. Most of the parasitoid species recovered were stenophagous, and only four species *Cotesia* sp., *Enicospilus ruscus*, *Pristomerus* sp. and *Syzeuctus ruberrimus* were monophagous. The reasons for this were not clear. However, it is possible that, in addition to reduced host and habitat specificity, the availability of several alternative stem borer hosts enables parasitoids to switch between different habitats when necessary, as a survival strategy (Askew, 1994; Hoffmeister and Vidal, 1994). Further,

for both habitats, more than half of the parasitoid species collected were found restricted to specific AEZ(s), indicating variability in parasitoid species composition among different AEZs. This is possibly due to differences in the stem borer host species composition (Shaw, 1994; Sheehan, 1994; Tschamntke and Brandl, 2004) or local ecological conditions (Askew and Shaw, 1986; Hawkins and Sheenan, 1994; Tschamntke and Brandl, 2004). It is also very likely that most of the parasitoid species found were near the edge of their distribution.

The lower species diversity of parasitoids in cultivated compared to natural habitats in this study was most likely due to low stem borer and host plant species diversity in cultivated habitats. In addition, regular disturbances experienced in modified habitats through agricultural practices such as land tillage, pesticides or fertilizer applications and crop harvest often alter or reduce species interactions across different trophic levels, causing parasitoids to re-colonize crop fields each growing season (Levins and Wilson, 1980; Tylianakis *et al.*, 2007). In contrast, high parasitoid diversity in natural habitats may have been supported by the presence of high stem borer species diversity in perennial habitats (Kruess, 2003; Le Ru *et al.*, 2006a,b; Ndemah *et al.*, 2007; Matama-Kauma *et al.*, 2008). Likewise, high parasitoid diversity during the cropping season in both habitats was probably due to high host plant richness and abundance, which enhance the diversity and abundance of stem borer hosts. The findings also revealed a higher diversity of parasitoids on maize than on sorghum in cultivated habitats, and thus was very likely due to the higher number of stem borers collected on maize. However, the low abundance of parasitoids in natural habitats, coupled with the fact that most parasitoid species were stenophagous, suggests that higher diversity of parasitoids on

wild host plants than on cultivated cereals was supported by the availability of alternative stem borer hosts. Parasitoid diversity was high on different dominant wild host plant species with high stem borer infestation levels in various AEZs in this study in Kenya, as well as in Cameroon (Ndemah *et al.*, 2007) and Uganda (Matama-Kauma *et al.*, 2008). This showed that parasitoid diversity was not only varied with the local host plant species composition, but is also very likely higher on dominant host plant species harbouring higher stem borer diversity and abundance than other host plant species. Nevertheless, the abundance of parasitoids from wild host plants was lower than on cultivated cereals. This was probably due to three reasons. Firstly, since parasitoid fitness and clutch size is positively correlated to host size (Mackauer and Sequeira, 1993; Godfray, 1994; Ode, 2006; Jervis *et al.*, 2008), it is very likely that gregarious species revert to a solitary status by lowering their clutch size (Waage, 1986; Godfray, 1994) in response to the small size of stem borers encountered in wild host plants (Haile and Hofsvang, 2002; Sétamou *et al.*, 2005). This is supported by the fact that the majority of parasitoids recovered from wild host plants were solitary compared to the higher number of gregarious species recorded on cultivated cereals. Secondly, it could have been due to low fitness of parasitoids on wild host plants as a result of poor quality host (both herbivores and host plants) (Sétamou *et al.*, 2005; Ode, 2006; Jervis *et al.*, 2008). Thirdly, it might have also been due to low host availability resulting from low stem borer densities (Ndemah *et al.*, 2007; Matama-Kauma *et al.*, 2008), high stem borer larval mortality (Sétamou *et al.*, 1993) and host-finding difficulties in natural habitats (Vinson, 1976; Takabayashi *et al.*, 1991; Gauld and Gaston, 1994).

Given that the ingress-and-sting attack method was the most common attack strategy utilized by parasitoids on both cereals and wild host plants, present results contradict earlier suggestion (Hawkins *et al.*, 1987; Muturi *et al.*, 2005) that the drill-and-sting attack method would be more common on wild host plants due to ease of accessing stem borers within thin-stemmed wild plants. The differences observed in these studies might be attributed to the number of parasitoid and host plant species studied. Both Hawkins *et al.* (1987) and Muturi *et al.* (2005) conducted investigations on a single parasitoid species on at most two wild host plant species. By contrast, the current study assessed 33 parasitoid and 38 wild host plant species in natural habitats.

The observation that the stem borer parasitoid diversity was much higher in natural than in cultivated habitats, and that most parasitoids species were stenophagous, attacking several stem borer species in both habitats, implied that natural habitats surrounding cereal crops might serve as refugia for sustaining the diversity of stem borer parasitoids in adjacent cereal fields.

Table 4.3: Parasitoids recovered from lepidopteran stem borers feeding on cereal and wild host plants

Parasitoid species	H	L	Season	Stem borer species	Host plant species	BS	IB	FS	PA	AS
Hymenoptera										
Bethylidae										
<i>Goniozus indicus</i> Ashmead	C	Su	Ds	Bf (1)	Zm	L	i	Ec	G	IS
	C	Ma	Sr	Cp (1)	Zm					
	N	Mu	Sr	Em (1)	Re					
Braconidae										
<i>Bracon</i> sp.	N	Ma	Sr	Sn (1)	Cs	L	i	Ec	G	DS
<i>Bracon sesamiae</i> Cameron	C	Ka	Sr	Bp (1)	Zm	L	i	Ec	G	DS
	N	Ka	Lr	Bnsp1 (1)	Sm					
	N	Su	Lr	Sc (1)	Si					
<i>Chelonus curvimaculatus</i> Cameron	C	Ma	Sr	Cp (4)	Sb, Zm	L	k	En	S	DA
	N	Ka	Sr	Bnsp1 (1)	Sm					
	N	Mu	Sr	Cp (2)	Pp					
<i>Cotesia flavipes</i> Cameron	C	Ma	Ds,Sr	Cp (121), Sc (7)	Sb, Zm	L	k	En	G	IS
	C	Mu	Lr,Sr	Cp (117), Sc (18)	Sb, Zm					
	N	Ma	Sr	Cp (1)	Sa					
	N	Mu	Lr,Sr	Cp (16)	Sa					
<i>Cotesia sesamiae</i> (Cameron)	C	Ka	Ds,Lr,Sr	Bf (76), Bp (12), Sc (7)	Sb, Zm	L	k	En	G	IS
	C	Su	Lr	Bf (90), Sc (2)	Sb, Zm					
	N	Ka	Sr	Bp (1)	Pm					
	N	Su	Lr	Bf (1)	Sa					
<i>Cotesia</i> sp.	N	Ka	Lr	Snsp9 (3)	Cp	L	k	En	G	IS
<i>Dolichogenidea polaszeki</i> Walker	C	Su	Lr	Bf (5)	Zm	L	k	En	S	IS
	N	Ka	Lr	Snsp9 (1)	Cp					
	N	Ma	Sr	Cp (1)	Sa					
<i>Iphiaulax pilisoma</i> van Achterberg	N	Mu	Sr	Em (1)	Re	L	i	Ec	S	WS
<i>Macrocentrus</i> sp.	N	Mu	Ds	Tr (1)	Cr	L	k	En	S/G	PS

Parasitoid species	H	L	Season	Stem borer species	Host plant species	BS	IB	FS	PA	AS
<i>Apanteles fuscivorus</i> (Walker)	N	Ka	Sr	N (1)	Pp	L	k	En	G	IS
Ceraphronidae										
<i>Aphanogmus fijiensis</i> (Ferrière)	C	Su	Lr	Bf (3)	Sb	L	i	Ec	S	IS
	C	Mu	Sr	Cp (1)	Zm					
Eurytomidae										
<i>Pediobius furvus</i> Gahan	C	Su	Lr	Bf (1)	Zm	P	i	En	G	IS
	C	Mu	Sr	Cp (2), Sc (1)	Zm					
	N	Ka	Lr	Snsp9 (2)	Cp					
	N	Ma	Sr	Sn (1)	Td					
<i>Tetrastichus</i> sp.	C	Su	Ds	Bf (1)	Zm	P	i	En	G	IS
Ichneumonidae										
<i>Amouramorpha</i> sp.	N	Ka	Lr	Tr (1)	Cd	L	i	Ec	S	PS
<i>Dentichasmias busseolae</i> Heinrich	C	Ma	Sr	Cp(1)	Zm	P	i	En	S	IS
<i>Enicospilus ruscus</i> Gauld & Mitchell	N	Ka	Sr,Lr	Snsp9 (17)	Cp, Sm	L	k	En	S	?
<i>Enicospilus antefurcalis</i> Szépligeti	N	Ka	Ds	Bnsp1 (1)	Sm	L	k	En	S	?
<i>Gambroides nimbipennis</i> Seyrig	C	Mu	Lr	Cp (1)	Zm	P	i	En	S	PS?
Ichneumoninae 1	N	Ka	Lr	Bnsp1 (1)	Sm	L	?	En	S	?
Ichneumoninae 2	N	Ka	Lr	? (1)	Sm	P	?	En	S	?
Ichneumoninae 3	N	Su	Sr	C (1)	Ec	L	?	En	S	?
Ichneumoninae 4	C	Su	Lr	Bf (1)	Zm	P	?	En	S	?
<i>Procerochasmias nigromaculatus</i> Cameron	C	Su	Ds,Lr	Bf (3)	Zm	P	i	En	S	IS
<i>Pristomerus nr. bullis</i> Fitton	N	Mu	Lr	Em (5)	Re	L	k	En	S	PS
<i>Syzeuctus ruberrimus</i> Benoist	N	Mu	Ds,Lr,Sr	Co (18)	Pm	L	k	En	S	PS

Unidentified Bathyplectes	Genera	nr.	N	Su	Lr	Scn (1)	Pt	L	?	En	S	?
------------------------------	--------	-----	---	----	----	---------	----	---	---	----	---	---

Parasitoid species		H	L	Season	Stem borer species	Host plant species	BS	IB	FS	PA	AS
<i>Venturia</i> sp.		N	Su	Lr	C (1), Scn (1)	Ec, Pt	L	k	En	S	PS
<i>Xanthopimpla</i> (Thunberg)	<i>stemmator</i>	C	Ma	Ds	Cp (2)	Sb	P	i	En	S	DS
		C	Mu	Lr,Sr	Cp (4)	Zm					
		N	Mu	Lr,Sr	Co (1), Em (1), Mn (1)	Pm, Re					
Diptera											
Tachinidae											
<i>Linnaemyia</i> sp.		C	Ka	Sr	Bf (3)	Zm	L	k	En	S	PI
		C	Su	Lr	Bf (1)	Zm					
		N	Ka	Ds,Lr,Sr	Bnsp1 (4), Bp (4)	Sm, Pm					
		N	Su	Lr	Bf (1), Scp (1)	Sa, Pc					
<i>Metoposisyrops sesamiae</i> Mesnil		C	Ma	Sr	Cp (2)	Zm	L	k	En	S	PI
		N	Ma	Sr	Co (1), Cp (2), Em (1), Sn (4), Sp (2)	Ci, Cs, Pm, Re, Sa, Td					
<i>Siphona</i> sp.		C	Ka	Ds,Lr,Rs	Bf (16), Bp (6), Sc (29)	Sb, Zm	L	k	En	S/G	PI
		C	Su	Lr	Bf (34)	Sb, Zm					
		C	Mu	Sr	Cp (3), Sc (1)	Zm					
		N	Ka	Ds,Lr,Sr	Bnsp1 (1), Bp (2), Msp (1), Scn (1), Scp (2)	Em, Pc, Pm, Pp, Sm					
		N	Su	Lr	Bf (1), Scn (2)	Pt, Sa					
		N	Mu	Lr	Scnsp3 (1)	Eh					
<i>Sturmiopsis parasitica</i> (Curran)		C	Mu	Lr	Cp (6)	Zm	L	k	En	S/G	PI
		N	Mu	Sr	Co (4), Csp (1)	Cr, Pm					

H = Habitat; C = Cultivated, N = Natural.

L = Locality; Ka = Kakamega, Ma = Mtito Andei, Mu = Muhaka, Su = Suam.

Ds = Dry season, Lr = Long rains, Sr = Short rains.

Bf = *Busseola fusca*, Bnsp.1 = *Busseola s.l. nov sp.1*, Bp = *Busseola phaia*, C = Crambidae, Co = *Chilo orichalcociliellus*, Cp = *Chilo partellus*, Csp = *Chilo* sp., Em = *Ematheudes* sp., Ichneumoninae 1/2/3/4, Mn = *Manga nubifera*, Msp. = *Manga* sp., N = Noctuidae, Sc = *Sesamia calamistis*, Scn = *Sciomesa nyei*, Scnsp.3 = *Sciomesa nov sp.3*, Scp = *Sciomesa piscator*, Sn = *Sesamia nonagrioides*, Snspp.9 = *Sesamia nov sp.9*, Sp = *Sesamia poephaga*, Tr = Tortricidae.

In parenthesis are numbers of specimen recovered.

Ca = *Cynodon aethiopicus*, Cd = *Cyperus dichroostachyus*, Ci = *C. involucratus*, Cs = *C. distans*, Cv = *C. dives*, Cp = *C. papyrus*, Cr = *C. rotundus*, Ec = *Eleusine corocana*, Eh = *Echinochloa haploclada*, Em = *Euclaena mexicana*, Pc = *Pennisetum macrourum*, Pm = *Panicum maximum*, Pp = *P. purpureum*, Pt = *P. trachyphyllum*, Re = *Rottboellia exaltata*, Sa = *Sorghum arundinaceum*, Sb = *S. bicolor*, Si = *Setaria incrassata*, Sm = *S. megaphylla*, Td = *Typha domingensis*, Zm = *Zea mays*.

BS = Borer growth stage; L = Larva, P = Pupa.

IB = Interaction with borer; i = idiobiont, k = koinobiont.

FS = Feeding site; Ec = Ectoparasite, En = Endoparasite.

PA = Progeny allocation; G = Gregarious, S = Solitary.

AS = Attack strategy; DA = Direct attack, DS = Drill-and-sting, IS = Ingress-and-sting, PI = Planidial ingress, PS = Probe-and-sting, WS = Wait-and-sting.

Table 4.4a: Diversity of parasitoids recovered from four stem borer families in cultivated and natural habitats (pooled data, 2005-2007)

Parasitoid diversity / abundance	Stem borer family							
	Noctuidae		Crambidae		Pyralidae		Tortricidae	
	Cultivated	Natural	Cultivated	Natural	Cultivated	Natural	Cultivated	Natural
Species richness (S)	11	19	11	9	2	6	0	2
Number of individuals (N)	322	67	271	54	2	11	0	2
Shannon diversity index (H')	1.19	2.37	0.62	1.61	-	1.42	-	-
t -test (H' between habitats)	8.72		6.58		-		-	
P -value	<0.001		<0.001		-		-	
Morista-Horn Index (C_{mH})	0.24		0.53		-		-	

Table 4.2b: Species richness and abundance of parasitoids recovered from four stem borer families in cultivated and natural habitats (pooled data, 2005-2007)

Parasitoid			Stem borer family							
Order	Family		Noctuidae		Crambidae		Pyralidae		Tortricidae	
			Cultivated	Natural	Cultivated	Natural	Cultivated	Natural	Cultivated	Natural
Hymenoptera	Braconidae	Richness	4	7	2	3	1	1	0	1
		Abundance	221	12	243	22	2	1	0	1
	Ichneumonidae	Richness	1	8	3	4	0	3	0	1
		Abundance	3	25	10	24	0	8	0	1
	Others	Richness	4	1	3	0	0	1	0	0
		Abundance	8	3	7	0	0	1	0	0
	Total	Richness	9	16	8	7	1	5	0	2
		Abundance	232	40	260	46	2	10	0	2
Diptera	Tachinidae	Richness	2	3	3	2	1	1	0	0
		Abundance	90	27	11	8	1	1	0	0
	Parasitoid interaction with host									
	Idiobionts	Richness	6	7	6	1	0	3	0	1
		Abundance	12	10	17	1	0	3	0	1
	Koinobionts	Richness	5	11	5	7	2	3	0	1
		Abundance	310	56	254	52	3	8	0	1

Table 4.2c: Species richness and abundance of stem borers recovered from four families in cultivated and natural habitats (pooled data, 2005-2007)

Stem borer richness / abundance	Stem borer family							
	Noctuidae		Crambidae		Pyralidae		Tortricidae	
	Cultivated	Natural	Cultivated	Natural	Cultivated	Natural	Cultivated	Natural
Richness	4	22	2	5	1	3	0	1
Abundance	3601	1809	3897	1911	23	240	0	19

Table 4.5a: Diversity of parasitoids recovered from three stem borer genera in cultivated and natural habitats (pooled data, 2005-2007)

Parasitoid diversity / abundance	Stem borer genera							
	<i>Busseola</i>		<i>Sesamia</i>		<i>Chilo</i>		Others	
	Cultivated	Natural	Cultivated	Natural	Cultivated	Natural	Cultivated	Natural
Species richness (<i>S</i>)	10	10	5	8	11	7	2	13
Number of individuals (<i>N</i>)	256	25	66	30	270	52	2	26
Shannon diversity index (<i>H'</i>)	0.91	1.93	1.13	1.59	0.62	1.47	-	2.21
<i>t</i> -test (<i>H'</i> between habitats)	4.54		2.56		6.13		-	
<i>P</i> -value	< 0.001		0.02		< 0.001		-	
Morista-Horn Index (<i>C_{mH}</i>)	0.26		0.01		0.54		-	

Table 4.3b: Species richness and abundance of parasitoids recovered from three stem borer genera in cultivated and natural habitats (pooled data, 2005-2007)

Parasitoid			Stem borer genera							
Order	Family		<i>Busseola</i>		<i>Sesamia</i>		<i>Chilo</i>		Others	
			Cultivated	Natural	Cultivated	Natural	Cultivated	Natural	Cultivated	Natural
Hymenoptera	Braconidae	Richness	3	4	2	5	2	3	1	2
		Abundance	187	5	34	7	242	22	2	2
	Ichneumonidae	Richness	1	4	0	1	4	2	0	7
		Abundance	3	7	0	14	14	22	0	14
	Others	Richness	4	0	2	1	2	0	0	1
		Abundance	6	0	2	3	3	0	0	1
	Total	Richness	8	8	4	7	8	5	1	10
		Abundance	196	12	36	24	259	44	2	17
Diptera	Tachinidae	Richness	2	2	1	1	3	2	1	3
		Abundance	60	13	30	6	11	8	1	9
	Parasitoid interaction with host									
	Idiobionts	Richness	6	2	2	3	6	1	0	5
		Abundance	10	2	2	5	17	1	0	6
	Koinobionts	Richness	4	7	3	5	5	6	0	7
		Abundance	246	22	64	25	253	51	0	19

Table 4.3c: Species richness and abundance of stem borers recovered from three stem borer genera in cultivated and natural habitats (pooled data, 2005-2007)

Stem borer richness / abundance	Stem borer genera							
	<i>Busseola</i>		<i>Sesamia</i>		<i>Chilo</i>		Others	
	Cultivated	Natural	Cultivated	Natural	Cultivated	Natural	Cultivated	Natural
Richness	2	4	1	8	2	3	1	15
Abundance	2626	465	959	636	3897	1900	16	812

Table 4.6a: Diversity of stem borer parasitoids recovered from three host plant families in cultivated or natural habitats (pooled data, 2005-2007)

Parasitoid diversity / abundance	Host plant family			
	Poaceae		Cyperaceae	Typhaceae
	Cultivated	Natural	Cultivated	Natural
Species richness (S)	17	23	10	2
Number of individuals (N)	595	104	27	3
Density per plant/tiller	0.18	0.03	0.08	0.02
Shannon diversity index (H')	1.43	2.59	1.70	-
t -test (H' between habitats)	11.24		-	-
P -value	< 0.001		-	-
Morista-Horn Index (C_{mH})	0.45		-	-

Table 4.4b: Species richness and abundance of stem borer parasitoids recovered from three host plant families in cultivated or natural habitats (pooled data, 2005-2007)

Parasitoid			Host plant family			
Order	Family		Poaceae		Cyperaceae	Typhaceae
			Cultivated	Natural	Natural	Natural
Hymenoptera	Braconidae	Richness	5	7	5	0
		Abundance	465	29	7	0
	Ichneumonidae	Richness	4	11	2	0
		Abundance	13	43	15	0
	Others	Richness	4	1	1	1
		Abundance	15	1	2	1
	Total	Richness	13	19	8	1
		Abundance	493	73	24	1
Diptera	Tachinidae	Richness	4	4	2	1
		Abundance	102	31	3	2
		Parasitoid interaction with host				
Idiobionts	Richness	9	9	3	1	
	Abundance	29	12	4	1	
Koinobionts	Richness	8	14	7	1	
	Abundance	566	92	23	2	

Table 4.4c: Attack strategies utilized by parasitoids on stem borers found in three host plant families in cultivated or natural habitats (pooled data, 2005-2007)

Parasitoid attack strategy		Host plant families			
		Poaceae		Cyperaceae	Typhaceae
		Cultivated	Natural	Natural	Natural
Direct attack	Richness	1	2	0	0
	Abundance	4	7	0	0
Drill and sting	Richness	2	2	1	0
	Abundance	7	5	1	0
Ingress and sting	Richness	10	7	5	1
	Abundance	482	60	21	1
Planidial ingress	Richness	4	4	2	1
	Abundance	102	31	3	2
Probe and sting	Richness	0	0	1	0
	Abundance	0	0	1	0
Wait and sting	Richness	0	1	0	0
	Abundance	0	1	0	0

Table 4.4d: Species richness and abundance of stem borers recovered from three host plant families in cultivated or natural habitats (pooled data, 2005-2007)

Stem borer richness / abundance	Host plant families			
	Poaceae		Cyperaceae	Typhaceae
	Cultivated	Natural	Cultivated	Natural
Richness	7	29	11	2
Abundance	7446	3178	343	131
Density per plant/tiller	2.54	0.98	0.75	0.56

Table 4.7a: Diversity of stem borer parasitoids recovered from six host plant genera in cultivated or natural habitats (pooled data, 2005-2007)

Parasitoid diversity / abundance	Host plant genera							
	<i>Sorghum</i>		<i>Zea</i>	<i>Cyperus</i>	<i>Panicum</i>	<i>Pennisetum</i>	<i>Setaria</i>	Others
	Cultivated	Natural	Cultivated	Natural	Natural	Natural	Natural	Natural
Species richness (<i>S</i>)	6	6	18	10	7	6	8	10
Number of individuals (<i>N</i>)	70	23	525	27	35	15	15	18
Density per plant/tiller	0.09	0.07	0.17	0.08	0.02	0.02	0.04	0.02
Shannon diversity index (<i>H'</i>)	1.27	0.98	1.44	1.70	1.35	1.58	1.88	2.03
<i>t</i> -test (<i>H'</i> between habitats)	1.13		-	-	-	-	-	-
<i>P</i> -value	0.20		-	-	-	-	-	-
Morista-Horn Index (<i>C_{mH}</i>)	0.71		-	-	-	-	-	-

Table 4.5b: Species richness and abundance of stem borer parasitoids recovered from six host plant genera in cultivated or natural habitats (pooled data, 2005-2007)

Parasitoid			Host plant genera							
Order	Family		<i>Sorghum</i>		<i>Zea</i>	<i>Cyperus</i>	<i>Panicum</i>	<i>Pennisetum</i>	<i>Setaria</i>	Others
			Cultivated	Natural	Cultivated	Natural	Natural	Natural	Natural	Natural
Hymenoptera	Braconidae	Richness	3	3	5	5	1	2	2	1
		Abundance	57	19	408	7	1	5	3	1
	Ichneumonidae	Richness	1	0	5	2	2	2	4	5
		Abundance	2	0	12	15	23	2	7	10
	Others	Richness	1	0	4	1	0	0	0	2
		Abundance	3	0	12	2	0	0	0	2
	Total	Richness	5	3	14	8	3	4	6	8
		Abundance	62	19	432	24	24	7	10	13
Diptera	Tachinidae	Richness	1	3	4	2	4	2	2	2
		Abundance	8	4	93	3	11	8	5	5
		Parasitoid interaction with host								
	Idiobionts	Richness	2	0	10	3	1	1	2	4
		Abundance	5	0	25	4	2	1	3	4
	Koinobionts	Richness	4	6	8	7	6	5	5	5
		Abundance	65	23	500	23	33	14	11	13

Table 4.5c: Attack strategies utilized by parasitoids on stem borers found in six host plant genera in cultivated or natural habitats (pooled data, 2005-2007)

Parasitoid attack strategy		Host plant genera							
		<i>Sorghum</i>		<i>Zea</i>	<i>Cyperus</i>	<i>Panicum</i>	<i>Pennisetum</i>	<i>Setaria</i>	Others
		Cultivated	Natural	Cultivated	Natural	Natural	Natural	Natural	Natural
Direct attack	Richness	1	0	1	0	0	2	1	1
	Abundance	1	0	3	0	0	5	1	1
Drill and sting	Richness	1	0	2	1	1	0	1	1
	Abundance	2	0	5	1	2	0	2	1
Ingress and sting	Richness	3	3	10	5	1	1	2	2
	Abundance	59	19	431	21	1	1	5	2
Planidial ingress	Richness	1	3	4	2	3	2	2	2
	Abundance	8	4	93	3	11	8	5	5
Probe and sting	Richness	0	0	0	1	0	0	0	0
	Abundance	0	0	0	1	0	0	0	0
Wait and sting	Richness	0	0	0	0	0	0	0	1
	Abundance	0	0	0	0	0	0	0	1

Table 4.5d: Species richness and abundance of stem borers recovered from six host plant genera in cultivated or natural habitats (pooled data, 2005-2007)

Stem borer richness / abundance	Host plant genera							
	<i>Sorghum</i>		<i>Zea</i>	<i>Cyperus</i>	<i>Panicum</i>	<i>Pennisetum</i>	<i>Setaria</i>	Others
	Cultivated	Natural	Cultivated	Natural	Natural	Natural	Natural	Natural
Richness	5	6	6	10	10	12	4	19
Abundance	776	495	6665	231	1382	267	398	879
Density per plant/tiller	1.86	1.13	2.48	0.87	1.08	0.87	2.11	0.70

Table 4.8a: Diversity of stem borer parasitoids recovered from cultivated and natural habitats in four AEZs (pooled data, 2005-2007)

Parasitoid diversity and abundance	Locality									
	Suam		Kakamega		Mtito Andei		Muhaka		Total	
	Cultivated	Natural	Cultivated	Natural	Cultivated	Natural	Cultivated	Natural	Cultivated	Natural
Species richness (<i>S</i>)	10	7	5	14	6	5	8	10	18	27
Number of individuals (<i>N</i>)	144	11	154	48	140	14	158	60	596	133
Shannon diversity index (<i>H'</i>)	1.07	1.85	0.81	2.03	0.43	0.99	0.65	1.76	1.44	2.75
<i>t</i> -test (<i>H'</i> between habitats)	6.35		7.69		2.60		7.34		14.15	
<i>P</i> -value	< 0.001		< 0.001		0.05		< 0.001		< 0.001	
Morista-Horn Index (<i>C_{mH}</i>)	0.38		0.19		0.11		0.48		0.36	

Table 4.6b: Species richness and abundance of stem borer parasitoids recovered from cultivated and natural habitats in four AEZs (pooled data, 2005-2007)

Parasitoid			Locality									
Order	Family		Suam		Kakamega		Mtito Andei		Muhaka		Total	
			Cultivated	Natural	Cultivated	Natural	Cultivated	Natural	Cultivated	Natural	Cultivated	Natural
Hymenoptera	Braconidae	Richness	2	2	2	6	2	3	1	4	5	10
		Abundance	99	2	98	9	132	3	136	22	465	36
	Ichneumonidae	Richness	2	3	0	5	2	0	3	3	5	11
		Abundance	4	4	0	22	4	0	6	31	14	57
	Others	Richness	4	0	1	1	1	1	2	1	4	2
		Abundance	6	0	1	2	2	1	6	1	15	4
	Total	Richness	8	5	3	12	5	4	6	8	14	23
		Abundance	109	6	99	33	138	4	148	54	494	97
Diptera	Tachinidae	Richness	2	2	2	2	1	1	2	2	4	4
		Abundance	35	5	55	15	2	10	10	6	102	36

CH = Cultivated habitats, NH = Natural habitats

NS = No. species, A = Abundance

Table 4.6c: Species richness and abundance of stem borers recovered in cultivated and natural habitats in four AEZs (pooled data, 2005-2007)

Stem borer richness / abundance	Locality									
	Suam		Kakamega		Mtito Andei		Muhaka		Total	
	Cultivated	Natural	Cultivated	Natural	Cultivated	Natural	Cultivated	Natural	Cultivated	Natural
Richness	3	9	5	13	2	13	3	11	7	32
Abundance	1763	380	1001	839	983	621	3696	1836	7443	3676

Table 4.9a: Diversity of stem borer parasitoids recovered during rainy and dry seasons in cultivated and natural habitats (pooled data according to season for all localities, 2005-2007)

Parasitoid diversity / abundance	Season			
	Rainy		Dry	
	Cultivated	Natural	Cultivated	Natural
Species richness (S)	17	24	9	11
Number of individuals (N)	455	103	141	30
Shannon diversity index (H')	1.47	2.69	1.20	2.15
t -test (H' between habitats)	12.09		6.73	
P -value	< 0.001		< 0.001	
Morista-Horn Index (C_{mH})	0.37		0.24	

Table 4.7b: Species richness and abundance of stem borer parasitoids recovered during rainy and dry seasons in cultivated and natural habitats (pooled data according to season for all localities, 2005-2007)

Order	Parasitoid		Season			
	Family	No. species abundance	Rainy		Dry	
			Cultivated	Natural	Cultivated	Natural
Hymenoptera	Braconidae	Richness	5	8	2	4
		Abundance	347	30	118	6
	Ichneumonidae	Richness	5	10	2	4
		Abundance	10	46	4	11
	Others	Richness	3	2	4	0
		Abundance	9	4	6	0
	Total	Richness	13	20	8	8
		Abundance	366	80	128	15
Diptera	Tachinidae	Richness	4	4	1	3
		Abundance	89	23	13	13

Table 4.7c: Species richness and abundance of stem borers recovered during rainy and dry seasons in cultivated and natural habitats (pooled data according to season for all localities, 2005-2007)

Stem borer richness / abundance	Season			
	Rainy		Dry	
	Cultivated	Natural	Cultivated	Natural
Richness	5	7	22	28
Abundance	5642	2594	1801	1082

Table 4.7d: Diversity of stem borer parasitoids recovered during rainy and dry seasons in cultivated and natural habitats (pooled data, 2005-2007)

Parasitoid diversity / abundance	Locality															
	Kakamega				Suam				Mtito Andei				Muhaka			
	Rainy		Dry		Rainy		Dry		Rainy		Dry		Rainy		Dry	
	C	N	C	N	C	N	C	N	C	N	C	N	C	N	C	N
Species richness (<i>S</i>)	4	13	3	3	8	5	6	4	5	5	3	1	7	8	4	5
Number of individuals (<i>N</i>)	126	41	28	7	116	5	28	8	112	11	28	3	101	46	57	14
Shannon diversity index (<i>H'</i>)	-	1.97	-	-	1.08	1.48	0.71	-	0.38	1.16	-	-	0.79	1.69	-	1.33
<i>t</i> -test (<i>H'</i> between habitats)	-		-		2.25		-		2.74		-		5.61		-	
<i>P</i> -value	-		-		0.05		-		0.02		-		0.001		-	
Morista-Horn Index (<i>C_{mH}</i>)	-		-		0.01		-		0.14		-		0.81		-	

C = Cultivated habitats, N = Natural habitats

Table 4.7e: Species richness and abundance of stem borer parasitoids recovered during rainy and dry seasons in cultivated and natural habitats (pooled data, 2005-2007)

Parasitoid			Locality															
Order	Family		Suam				Kakamega				Mtito Andei				Muhaka			
			Rainy		Dry		Rainy		Dry		Rainy		Dry		Rainy		Dry	
			C	N	C	N	C	N	C	N	C	N	C	N	C	N	C	N
Hymenoptera	Braconidae	Richness	2	1	1	1	2	7	1	0	2	3	1	0	1	2	1	3
		Abundance	76	1	23	1	82	10	16	0	107	3	25	0	82	17	54	5
	Ichneumonidae	Richness	3	3	1	1	0	3	0	1	2	0	1	0	3	3	1	2
		Abundance	3	3	1	1	0	20	0	1	2	0	2	0	5	22	1	9
	Others	Richness	1	0	2	0	0	0	1	0	1	1	1	0	1	1	2	0
		Abundance	1	0	2	0	0	0	1	0	1	1	1	0	4	1	2	0
	Total	Richness	6	4	4	2	2	11	2	1	4	4	3	0	5	6	4	5
		Abundance	83	4	26	2	82	32	17	1	110	4	28	0	91	40	57	14
Diptera	Tachinidae	Richness	2	1	2	2	2	2	1	2	1	1	0	1	2	2	0	0
		Abundance	33	1	2	4	44	9	11	6	2	7	0	3	10	6	0	0

C = Cultivated habitats, N = Natural habitats

Table 4.7f: Species richness and abundance of stem borers recovered during rainy and dry seasons in cultivated and natural habitats (pooled data, 2005-2007)

Stem borer richness / abundance	Locality															
	Kakamega				Suam				Mtito Andei				Muhaka			
	Rainy		Dry		Rainy		Dry		Rainy		Dry		Rainy		Dry	
	C	N	C	N	C	N	C	N	C	N	C	N	C	N	C	N
Richness	5	13	3	5	3	10	2	3	2	8	2	14	3	12	3	8
Abundance	338	205	128	44	598	124	107	13	241	237	261	187	1144	255	298	152

C = Cultivated habitats, N = Natural habitats

²CHAPTER FIVE

EFFECTS OF BIOTIC AND ABIOTIC FACTORS ON PARASITOID SPECIES DIVERSITY AND STEM BORER PARASITISM

5.1 Introduction

The relationships between beneficial ecosystem services and biodiversity have been a major research goal of agroecology over the past decade (Kremen, 2005; Tscharntke *et al.*, 2005; Lindenmayer *et al.*, 2007). Natural pest regulation is reported to be influenced by the biodiversity of organisms, and that diversified landscapes hold most potential for the conservation of natural enemies and the sustenance of pest control functions (Gurr *et al.*, 2003; Altieri and Nicholls, 2004; Duffy *et al.*, 2007; Bianchi *et al.*, 2006). The reason for differences in natural pest control in simple and diverse plant communities within agroecosystems has been explained by two main hypotheses: (i) the ‘Natural enemy’ and (ii) ‘Resource concentration’ hypotheses. Firstly, the ‘Natural enemy hypothesis’ predicts higher diversity and abundance of parasitoids and predators in more diverse or heterogeneous plant communities due to availability of alternate hosts/prey and food, leading to a reduction in herbivore populations (Root, 1973; Vandermeer, 1990). Secondly, the ‘Resource concentration hypothesis’ postulates that in simple monocultures or homogeneous plant communities, where host plants are concentrated in time and space, herbivores will build up their populations, while in more diverse plant communities, a reduction in pest incidence may result from impediment of herbivore movement and colonization (Tahvanainen and Root, 1972; Root, 1973). Nonetheless, it

² This chapter will be submitted to the journal *Ecology Letters* for publication as an article titled “Factors affecting parasitoid species richness, abundance and stem borer parasitism in cultivated and natural habitats in Kenya”.

was established that increase of plant diversity in agroecosystems does not necessarily translate into increased control of herbivore pests (Risch *et al.*, 1983; Andow, 1991; Bianchi *et al.*, 2004). The composition and processes of ecological systems are a function of their location, physical/chemical environment, spatial context and surroundings, history and current level or type of human use (Lindenmayer *et al.*, 2007). As such, the relationship between farmland biodiversity and natural pest control cannot be generalized for different agroecosystems, but rather each system should be evaluated on a context-dependent basis for large-scale conservation of natural enemies and pest management decisions.

Parasitoid diversity and parasitism rates were shown to be higher in structurally complex landscapes composed of arable fields intermingled with non-crop habitat than in simple landscapes composed of mainly arable fields (Kruess and Tscharntke, 1994; Thies and Tscharntke, 1999; Steffan-Dewenter, 2003; Kruess, 2003; Weibull and Östman, 2003). Relatively undisturbed or perennial non-crop habitats such as field margins, fallows, hedgerows and woody vegetation in agricultural landscapes, supply parasitoids with alternative hosts, sources of food (pollen and nectar) for adults and moderate microclimate which increases parasitoid longevity, fecundity, populations and spread to surrounding crops. Also it may enhance early season abundance and parasitism rates, thus, contributing to timely herbivore pest suppression (Forman and Baudry, 1984; Dyer and Landis, 1996, 1997; Landis and Menalled, 1998; Nicholls *et al.*, 2001; Lee *et al.*, 2004).

In Kenya, lepidopteran stem borers are the most damaging group of cereal crop pests (Warui and Kuria, 1983; Seshu Reddy, 1989, 1998). Although these pests are attacked by several species of parasitoids in major cereal cropping regions (Mohyuddin and Greathead, 1970; Mathez, 1972; Oloo, 1989; Oloo and Ogeda, 1990; Bonhof *et al.*, 1997; Zhou *et al.*, 2001, 2003), no information exists on factors that influence parasitoid species diversity/richness and function. Meanwhile, the simplification of agricultural landscapes through deforestation, agricultural land or field size enlargement, destruction of non-crop habitat, as well as excessive and frequent insecticide or fertilizer applications and inappropriate land management practices continue unabated with consequent decline of farmland biodiversity (Cohen, 2002; Muhammad and Underwood, 2004; Bai and Dent, 2006). This study assessed the effects of biotic (across trophic levels) and abiotic factors on parasitoid richness and/or abundance, and also on stem borer parasitism rates during different seasons in landscapes consisting of cultivated and natural habitats in four agroecological zones (AEZs) in Kenya.

5.2 Materials and methods

5.2.1 Landscape characteristics and data collections

From December 2005 to December 2007, field surveys were conducted in landscapes consisting of a matrix of cultivated and natural habitats in four localities Kakamega, Mtito Andei, Muhaka and Suam which fall in different AEZs (see Chapter 3 sub-section 3.1). Kakamega is a moderate cereal production region, with 43.58% of the area under cereal cultivation. Cereals were grown at subsistence level, with an average field size of 0.28 ha located in open forest patches, or scattered around non-compacted homesteads,

and along forest edges and the river bank. In addition to growing *P. purpureum* for fodder, wild grass patches were numerous, mainly around crop fields or homesteads, along road sides and the river bank, with a moderate level of connection between patches. Mtito Andei is a minor cereal production region with cereals grown at subsistence level. Area under cereal cultivation was 29.33%, with an average field size of 0.37 ha mainly found surrounding sparsely populated and distant homesteads. In addition to high grazing activities, wild grass patches were very few and small, mainly existing in water trenches bordering crop fields, or in swamps and along irrigation canals, with a low level of connection between patches. Muhaka is a moderate cereal growing region, with about 11.7% of the area under cereal cultivation, and an average field size of 0.15 ha. Cereals were grown at subsistence level, in fields scattered around a more compact homestead settlement. Numerous wild grass patches were available surrounding crop fields, along major roads and around ponds, with a fairly high level of connection between grass patches. Suam is a major cereal production region, of which 62.91% of the area was under cereal cultivation mainly at commercial scale, with an average field size was of 3.40 ha. Human settlement was clearly separated from cultivated areas, with very few wild grass patches found mainly along field edges and road sides, and a very low level of connection between grass patches.

Random sampling method was applied in cultivated habitats, while both random and non-random sampling methods were applied in natural habitats as described in Chapter 3 sub-section 3.2. Temperature and rainfall records were sourced from Africa AWhere-

ACT Database (2002) and the Spatial Characterization Tool - Africa (Corbett and O'Brien, 1997).

5.2.2 Parasitoid recovery and identification

Infested cereal and wild host plants were destructively sampled in the field. Stem borer larvae collected were transported to the laboratory and reared on artificial diet. All stem borer pupae and parasitoid cocoons or puparia recovered were kept in separate vials until the emergence of adults as explained in Chapter 3 sub-section 3.3. Parasitoids, stem borers and host plants collected were identified to species level where possible, or else to genera or family levels as described in Chapter 3 sub-section 3.3.

5.2.3 Statistical analyses

Parasitoid species diversity was assessed using the Shannon diversity index. The diversity indices in cultivated and natural habitats were compared using *t*-tests (Magurran, 1988). Significance was set at $P \leq 0.05$. The generalized linear model (PROC GENMODE Regression, SAS 2001), was used to analyze: (i) count data and environmental variables (parasitoid/stem borer/host plant richness and abundance, altitude, rainfall and temperature) using a Poisson error distribution with a logarithmic link function (McCullagh and Nelder, 1989), (ii) proportion data (stem borer density and parasitism rates) using a binomial error distribution with a logistic link function (Collett, 1991). The goodness of fit was evaluated using the deviance statistic (McCullagh and Nelder, 1989). Additionally, deviance statistic was used to test the effects of interaction between factors that contribute in explaining the dependent variable selected. Pearson's

correlation analysis was performed to assess relationships between different components of the system. Prior to correlation analysis, insect counts were $\log(x + 1)$ transformed and proportion data arcsine-transformed (Zar, 1999).

5.3 Results

5.3.1 Species diversity/richness or abundance for parasitoids, stem borers and host plants in different habitats

Species richness and abundance of parasitoids, stem borers and host plants in cultivated and natural habitats were summarized for all landscapes in Table 5.1. Host plant and stem borer richness were generally higher in natural than in cultivated habitats in all localities. The results of *t*-tests showed that parasitoid diversity was significantly higher in natural than in cultivated habitats in all localities: Kakamega ($t = 7.69$, $P < 0.001$), Mtito Andei ($t = 2.56$, $P = 0.05$), Muhaka ($t = 7.34$, $P < 0.001$) and Suam ($t = 6.35$, $P < 0.001$). In contrast, stem borer and parasitoid abundance were relatively higher in cultivated than in natural habitats.

5.3.2 Parasitoid richness

The biotic and abiotic factors affecting parasitoid richness are presented in Table 5.2 and Table 5.3, respectively. All biotic factors investigated namely stem borer richness, abundance or density and host plant richness were positively (+) correlated (Pearson's correlation) to parasitoid species richness. Across all landscapes and seasons, for cultivated habitats, with the exception of Kakamega, parasitoid richness was not significantly related to stem borer richness or abundance. By contrast, in natural habitats,

parasitoid richness was mainly explained by stem borer abundance during the rainy season. Although stem borer density and its interaction with stem borer richness significantly influenced parasitoid richness, for each habitat type, this effect varied with either AEZs or between seasons within a given AEZ. Parasitoid richness was not explained by host plant richness in both cultivated and natural habitats, for all seasons and all AEZs, with the exception of Mtito Andei where there was slight significance. Amongst abiotic factors, only rainfall had a significantly negative effect on parasitoid richness during the rainy season in cultivated habitats, but not during the dry season.

5.3.3 Parasitoid abundance

The results of the effects of biotic and abiotic factors that affected parasitoid abundance are presented in Table 5.4 and Table 5.5, respectively. All biotic factors were positively (+) correlated (Pearson's correlation of transformed data) with parasitoid abundance. Across all AEZs and between seasons, parasitoid abundance was mostly affected by stem borer abundance, and to a very low extent by stem borer richness. In certain cases, stem borer density and its interaction with stem borer richness had a significantly positive effect on parasitoid abundance. However, for each habitat type, this effect varied with either AEZ or between seasons within a given AEZ. For both cultivated and natural habitats, across all AEZs and between seasons, host plant richness had a negligible effect on parasitoid abundance. Abiotic factors mainly influenced parasitoid abundance during the dry season in cultivated habitats, with both altitude and rainfall exerting a significantly negative effect.

5.3.4 Stem borer parasitism

The results of the effects of biotic and abiotic factors on stem borer parasitism are presented in Table 5.6 and Table 5.7, respectively. Stem borer parasitism was significantly positively affected by parasitoid richness and abundance. Although, stem borer richness, abundance or density and host plant richness had some significant effect on stem borer parasitism, for each habitat type, these effects varied with either landscape or between seasons within a given landscape. For both cultivated and natural habitats, altitude, rainfall and temperature had some effect on stem borer parasitism during the rainy season. However, across seasons, whereas altitude and rainfall had a negative effect in both habitats, temperature had a positive effect in cultivated habitats, but a negative effect in natural habitats.

5.4 Discussion

The results revealed a higher diversity of parasitoids in natural than in cultivated habitats. This can be attributed to the presence of various alternative hosts owing to the high richness of stem borers. This was further supported by the fact that the majority of stem borer parasitoids were stenophagous and exploited two or more host borer species (Bonhof *et al.*, 1997; Zhou *et al.*, 2003). Additionally, the higher diversity of parasitoids in natural habitats was probably due to the availability of adult food resources (i.e., pollen, floral and extrafloral nectar) and/or favorable microclimate for surviving harsh temperatures and adverse agricultural management practices (i.e., tillage and pesticides/fertilizers). Adult food resources have been proven to enhance parasitoid longevity, fecundity and effectiveness (Landis *et al.*, 2000, 2005; Wilkinson and Landis,

2005; Bianchi *et al.*, 2006). This suggested that non-crop habitats, particularly undisturbed, might play an important role in sustaining stem borer parasitoid diversity by providing refugia for parasitoids to escape periodic disturbances that occur in cultivated habitats.

By comparing the two habitat types, these results provide partial support for the ‘natural enemy hypothesis’ (Root, 1973; Andow, 1991), in that, parasitoid diversity was higher in natural habitats (with higher host plant richness) than in cultivated ones (with lower host plant richness). In light of the ‘resource concentration hypothesis’ (Root, 1973; Andow, 1991), stem borer abundance was very low in natural habitats. Perhaps, this was due to the difficulty of host-finding by the parasitoids in more diverse plant communities. Consequently, this might have also increased the emigration of ovipositing females from this habitats, and at the same time reduced stem borer abundance by lowering their immigration into this habitat. Chabi-Olaye *et al.* (2005) reported reduced host-finding ability of ovipositioning female moths in a maize-cassava intercrop compared to a maize monocrop, and attributed this difference to host-finding difficulties. Similar to the findings by Benrey *et al.* (1998), Sétamou *et al.* (2005) and Tylianakis *et al.* (2007), parasitoid abundance was higher on herbivores attacking cultivated crops than on those attacking wild host plants. This most likely might be due to increased fitness of parasitoids on stem borers feeding on cultivated crops. Cultivated crops are often subjected to artificial selection for improved yield, nutrient content, taste or appearance, accompanied by a reduction in toxic compounds (Evans, 1993) and supply high quality resource to herbivores and their associated parasitoids (Ofomata *et al.*, 2000; Haile and Hofsvang, 2002; Sétamou *et al.*, 2005). The latter authors also pointed

out that reduced fitness of parasitoids on wild host plants was probably due to poor herbivore quality, in consequence of low quality or amounts of plant resources. Furthermore, because parasitoids do not metabolize plant secondary compounds assimilated from their host's diet (Campbell and Duffey, 1979; Quicke, 1997), plant allelochemistry might affect stem borer-parasitoid interactions negatively by altering parasitoid behaviour or physiology (Vinson, 1976; Takabayashi *et al.*, 1991; Gauld and Gaston, 1994; Ode, 2006). Another likely reason for low abundance of parasitoids in natural habitats might be prolonged developmental rates or low reproduction capabilities (Waage, 1986; Godfray, 1994; Jervis *et al.*, 2008) in response to small-sized stem borers feeding on wild host plants (Ofomata *et al.*, 2000; Haile and Hofsvang, 2002). Sétamou *et al.* (2005) reported a decline in progeny production by *Cotesia flavipes* Cameron on small stem borers attacking wild host plants than on relatively bigger ones feeding on maize and cultivated sorghum.

The stem borer parasitism was positively related to parasitoid richness and abundance during both rainy and dry seasons in all AEZs and habitat types. This conforms to the findings reported by Kruess and Tscharntke (2000a) and Kruess (2003). However, differential response of parasitoid richness/abundance to the richness/abundance of stem borers and host plants at lower trophic levels clearly indicated that these effects not only varied with the landscape composition of different AEZs, but also with habitat type in a given AEZ, as well as between seasons within a particular habitat.

The significant negative relationship between parasitoid abundance/stem borer parasitism and rainfall during the rainy season in both cultivated and natural habitats, might have been due to a decrease in host availability, most probably because of the death of stem borers following heavy rainfall. Heavy rainfall is reported to inflict considerable mortality on stem borer populations (Oloo, 1989; Moyal, 1998; Schulthess *et al.*, 2001; Haile and Hofsvang, 2002) or disrupt their mating and oviposition activities (Jerath, 1968; Sampson and Kumar, 1983). As rainfall increases with altitudes (Corbett, 1998), its negative effects are expected to be more severe at high elevations, especially in areas with bimodal rainfall distribution.

Other studies have shown that both altitude and temperature play an important role in determining the distribution and abundance of stem borer hosts (Ingram, 1958; Nye, 1960; Sithole, 1987; Ong'amo *et al.*, 2006). However, in this study, it was assumed that the negative significant relationships between parasitoid abundance and stem borer parasitism to altitude in all seasons and habitat types, was artificially created as a result of the presence of the invasive borer *C. partellus* and its introduced parasitoid *C. flavipes* predominating the warm mid- and lowland altitudes. Logically, excluding the above two species, altitude alone might not have had an effect on parasitoid abundance or stem borer parasitism. This is because, the Noctuidae (i.e., *Busseola* spp., *Sesamia* spp., *Sciomesa* spp., *Poeonoma* spp. and *Acrapex* spp.) are not only relatively abundant in the cool Kenya highlands, but are also more diverse than the Pyralidae.

The lower richness of parasitoids in Suam, but higher abundance of parasitoids in Kakamega, suggested that altitude had little or no effect on parasitoid richness and

abundance, since both localities were situated in the Kenya highlands. The two possible explanations for the observed differences are that, the lower richness and abundance of parasitoids in Suam may have resulted from landscape degradation and simplification. This was mainly because, commercial maize production is carried out in very large fields with scanty and disconnected patches of natural habitats within the landscape of this locality. On the other hand, the higher richness and abundance of parasitoids in Kakamega must have been due to a more spatial and temporal availability of suitable host plants that sustains actively feeding stem borers during different seasons, owing to the bimodal rainfall distribution in this locality. The latter explanation is further supported by the fact that, parasitoid richness and abundance were much higher in Muhaka with a bimodal rainfall distribution than in Mtito Andei with a single rainfall distribution.

In summary, the present results highlight the importance of non-crop habitats within the cereal agroecosystem as refugia for stem borer parasitoids. Furthermore, these results established the functional (positive) dependence of stem borer parasitism on parasitoid richness and abundance irrespective of habitat types and seasons in all localities. However, any attempt to enhance stem borer parasitism by increasing parasitoid richness or abundance in a given landscape, would require thorough understanding of the effects of both biotic and abiotic factors operating locally, since these factors could vary with landscape composition, habitat type and season.

Table 5.2 (continued).

	Cultivated habitats						Natural habitats					
	Rainy			Dry			Rainy			Dry		
	Deviance	d.f.	<i>P</i>	Deviance	d.f.	<i>P</i>	Deviance	d.f.	<i>P</i>	Deviance	d.f.	<i>P</i>
Muhaka												
Constant	58.61	58		14.09	23		45.43	52		25.45	26	
Stemborer richness	57.09	1	ns	11.12	1	ns	43.35	1	ns	24.39	1	ns
Stemborer abundance	57.37	1	ns	12.36	1	ns	39.75	1	0.01	25.31	1	ns
Host plant richness	58.41	1	ns	14.09	1	ns	45.04	1	ns	25.43	1	ns
Stemborer richness* abundance	56.74	1	ns	11.04	1	ns	39.29	1	ns	24.26	1	ns
Stemborer richness* host plant richness	57.02	1	ns	11.12	1	ns	42.96	1	ns	23.83	1	ns
Constant	17.95	55		13.75	19		43.40	50		22.52	25	
Stemborer density	16.96	1	0.02	13.01	1	0.01	42.34	1	0.01	21.62	1	<.01
Stemborer richness* density	7.09	1	ns	11.07	1	ns	33.28	1	ns	13.53	1	ns
Suam												
Constant	4.96	21		9.13	10		4.46	18		9.95	10	
Stemborer richness	4.87	1	ns	6.39	1	ns	2.56	1	ns	8.52	1	ns
Stemborer abundance	4.82	1	ns	7.17	1	ns	1.15	1	ns	8.11	1	ns
Host plant richness	4.96	1	ns	9.05	1	ns	4.12	1	ns	9.90	1	ns
Stemborer richness* abundance	4.36	1	ns	4.85	1	ns	0.89	1	ns	6.13	1	ns
Stemborer richness* host plant richness	4.54	1	ns	6.22	0	ns	0.76	1	ns	7.53	1	ns
Constant	4.68	10		7.91	10		3.36	7		6.53	7	
Stemborer density	3.61	1	ns	7.37	1	ns	3.25	1	ns	5.94	1	0.01
Stemborer richness* density	1.02	1	ns	4.37	1	ns	1.15	1	ns	3.82	1	ns

Table 5.3: Generalized linear model results (parameter estimates and Type 3 likelihood tests) of environmental variables affecting parasitoid species richness in cultivated and natural habitats across all localities.

	Cultivated habitats								Natural habitats							
	Rainy				Dry				Rainy				Dry			
	SC	Deviance	d.f.	P	SC	Deviance	d.f.	P	SC	Deviance	d.f.	P	SC	Deviance	d.f.	P
Constant		193.45	149			60.29	65			135.48	119			60.96	56	
Altitude	-	191.18	1	ns	-	59.86	1	ns	+	135.38	1	ns	+	59.09	1	ns
Rainfall	-	185.71	1	0.05	-	60.29	1	ns	-	135.19	1	ns	-	60.91	1	ns
Temperature	+	191.37	1	ns	+	59.25	1	ns	-	135.45	1	ns	-	57.49	1	ns
Altitude *																
Rainfall		177.68	1	ns		59.39	1	ns		134.76	1	ns		57.52	1	ns
Altitude *																
Temperature		188.53	1	ns		57.57	1	ns		135.05	1	ns		55.84	1	ns
Rainfall *																
Temperature		177.6	1	ns		59.15	1	ns		134.66	1	ns		55.59	1	ns

SC = SC = signs of correlation coefficient

Table 5.4: Generalized linear model results (parameter estimates and Type 3 likelihood tests) of biotic factors affecting parasitoid abundance in cultivated and natural habitats in four localities.

	Cultivated habitats						Natural habitats					
	Rainy			Dry			Rainy			Dry		
	Deviance	d.f.	P	Deviance	d.f.	P	Deviance	d.f.	P	Deviance	d.f.	P
Kakamega												
Constant	338.99	68		60.32	27		162.69	52		20.79	14	
Stemborer richness	201.38	1	<.01	55.19	1	0.02	151.47	1	0.01	20.21	1	ns
Stemborer abundance	178.91	1	<.01	26.90	1	<.01	85.11	1	<.01	6.82	1	0.02
Host plant richness	238.59	1	ns	53.31	1	ns	161.0942	1	ns	15.22	1	ns
Stemborer richness* abundance	112.78	1	<.01	26.74	1	ns	81.27	1	ns	4.67	1	ns
Stemborer richness* host plant richness	183.62	1	ns	55.18	1	ns	145.529	1	ns	15.61	1	ns
Constant	24.80	43		46.93	22		59.98	40		12.56	14	
Stemborer density	24.59	1	<.01	45.01	1	0.04	56.09	1	0.04	12.17	1	0.03
Stemborer richness* density	17.78	1	0.05	36.11	1	0.01	29.17	1	0.01	9.58	1	ns
Mtito Andei												
Constant	186.67	22		40.41	9		19.85	18		9.36	10	
Stemborer richness	130.38	1	<.01	28.49	1	0.06	16.93	1	ns	7.27	1	ns
Stemborer abundance	48.31	1	<.01	21.31	1	<.01	9.31	1	0.01	8.45	1	0.01
Host plant richness	184.43	1	ns	36.32	1	0.04	9.28	1	0.01	9.32	1	ns
Stemborer richness* abundance	32.55	1	0.01	35.01	1	0.02	4.28	1	ns	6.57	1	0.05
Stemborer richness* host plant richness	102.54	1	<.01	27.26	0	ns	3.21	1	0.05	6.31	1	0.021
Constant	122.24	13		32.76	9		19.07	9		8.62	9	
Stemborer density	122.02	1	ns	31.92	1	0.02	18.52	1	ns	8.13	1	ns
Stemborer richness* density	87.43	1	0.02	18.15	1	0.01	11.93	1	0.01	4.90	1	ns

Table 5.4 (continued).

	Cultivated habitats						Natural habitats					
	Rainy			Dry			Rainy			Dry		
	Deviance	d.f.	P	Deviance	d.f.	P	Deviance	d.f.	P	Deviance	d.f.	P
Muhaka												
Constant	222.56	58		84.29	23		78.21	52		42.83	26	
Stemborer richness	197.22	1	<.01	34.04	1	<.01	73.74	1	0.03	39.45	1	ns
Stemborer abundance	179.01	1	<.01	49.51	1	<.01	72.22	1	0.01	42.17	1	ns
Host plant richness	172.11	1	ns	84.29	1	ns	77.39	1	ns	42.72	1	ns
Stemborer richness* abundance	175.65	1	ns	30.36	1	ns	68.22	1	0.05	39.31	1	ns
Stemborer richness* host plant richness	159.23	1	ns	34.04	1	ns	72.89	1	ns	39.18	1	ns
Constant	17.95	55		32.62	19		43.40	50		38.00	25	
Stemborer density	17.31	1	0.04	32.07	1	ns	42.17	1	ns	37.99	1	<.00
Stemborer richness* density	10.04	1	ns	25.36	1	ns	23.09	1	ns	28.00	1	ns
Suam												
Constant	59.49	21		24.55	10		6.72	18		11.21	10	
Stemborer richness	56.17	1	ns	18.65	1	0.01	3.07	1	0.05	9.81	1	ns
Stemborer abundance	32.05	1	<.01	13.96	1	0.01	2.66	1	0.04	7.21	1	0.04
Host plant richness	58.58	1	ns	24.04	1	ns	6.41	1	ns	10.56	1	ns
Stemborer richness* abundance	11.40	1	0.03	9.71	1	0.04	1.71	1	ns	5.47	1	ns
Stemborer richness* host plant richness	32.29	1	<.01	18.38	1	ns	1.07	1	ns	7.51	1	ns
Constant	13.24	10		21.95	10		6.51	7		8.68	7	
Stemborer density	13.13	1	ns	20.52	1	0.04	5.11	1	ns	7.32	1	ns
Stemborer richness* density	9.54	1	<.01	11.66	1	0.01	1.36	1	ns	6.55	1	ns

Table 5.5: Generalized linear model results (parameter estimates and Type 3 likelihood tests) of environmental variables affecting parasitoid abundance in cultivated and natural habitats across all localities

	Cultivated habitats								Natural habitats							
	Rainy				Dry				Rainy				Dry			
	SC	Deviance	d.f.	P	SC	Deviance	d.f.	P	SC	Deviance	d.f.	P	SC	Deviance	d.f.	P
Constant		1093.48	149			239.83	65			271.60	119			86.31	56	
Altitude	-	1068.47	1	<.01	-	229.46	1	0.01	-	271.61	1	ns	-	85.40	1	ns
Rainfall	-	976.04	1	<.01	-	220.94	1	<.01	-	271.60	1	ns	-	86.12	1	ns
Temperature	+	1082.30	1	0.03	+	237.99	1	ns	-	271.36	1	ns	-	84.07	1	ns
Altitude *																
Rainfall		844.42	1	0.03		211.49	1	ns		261.71	1	0.01		83.50	1	ns
Altitude *																
Temperature		1040.01	1	ns		217.71	1	ns		269.74	1	ns		82.60	1	ns
Rainfall *																
Temperature		871.15	1	<.01		218.76	1	ns		262.63	1	0.03		82.32	1	ns

SC = signs of correlation coefficient

Table 5.6: Generalized linear model results (parameter estimates and Type 3 likelihood tests) of biotic factors affecting stem borer parasitism in cultivated and natural habitats in four localities

	Cultivated habitats						Natural habitats					
	Rainy			Dry			Rainy			Dry		
	Deviance	d.f.	P	Deviance	d.f.	P	Deviance	d.f.	P	Deviance	d.f.	P
Kakamega												
Constant	1326.86	68		324.38	27		404.11	52		167.20	14	
Parasitoid richness	591.35	1	<.01	177.76	1	<.01	246.50	1	<.01	128.52	1	<.01
Parasitoid abundance	774.36	1	<.01	212.98	1	<.01	306.81	1	<.01	139.24	1	<.01
Stemborer richness	985.91	1	<.01	296.57	1	<.01	365.58	1	<.01	115.95	1	<.01
Stemborer abundance	1108.69	1	<.01	270.59	1	<.01	362.51	1	<.01	165.88	1	ns
Host plant richness	1326.08	1	ns	310.23	1	0.05	384.64	1	<.01	115.32	1	0.02
Parasitoid richness *												
abundance	290.77	1	<.01	76.44	1	<.01	206.2857	1	<.01	35.33	1	<.01
Parasitoid richness *												
stemborer richness	468.54	1	<.01	169.32	1	ns	223.03	1	0.05	39.44	1	<.01
Stemborer richness *												
Host plant richness	947.09	1	ns	279.49	1	0.02	333.628	1	ns	113.31	1	0.01
Constant	136.02	43		30.95	22		96.68	40		9.28	14	
Stemborer density	134.32	1	<.01	29.28	1	ns	82.66	1	<.01	8.84	1	ns
Parasitoid richness*												
stemborer density	110.75	1	0.01	15.36	1	0.05	71.18	1	<.01	2.03	1	<.01

Table 5.6 (continued).

	Cultivated habitats						Natural habitats					
	Rainy			Dry			Rainy			Dry		
	Deviance	d.f.	<i>P</i>	Deviance	d.f.	<i>P</i>	Deviance	d.f.	<i>P</i>	Deviance	d.f.	<i>P</i>
Mtito Andei												
Constant	230.99	22		112.56	9		85.87	18		34.39	10	
Parasitoid richness	76.13	1	<.01	51.14	1	<.01	80.65	1	0.02	1.36	1	<.01
Parasitoid abundance	126.98	1	<.01	86.97	1	<.01	73.28	1	0.04	5.56	1	<.01
Stemborer richness	131.85	1	<.01	112.49	1	ns	61.54	1	<.01	26.42	1	0.04
Stemborer abundance	137.49	1	<.01	112.43	1	ns	81.01	1	0.02	23.54	1	<.01
Host plant richness	230.90	1	ns	108.66	1	0.04	79.61	1	0.01	34.28	1	ns
Parasitoid richness *abundance	20.65	1	<.01	51.01	1	0.01	0.22	1	<.01	13.46	1	<.01
Parasitoid richness * stemborer richness	62.21	1	0.04	3.81	1	ns	22.76	1	<.01	5.87	1	<.01
Stemborer richness * Host plant richness	58.41	1	ns	14.09	1	ns	44.18	1	ns	25.92	1	ns
Constant	65.74	13		24.79	9		10.24	9		11.40	9	
Stemborer density	64.45	1	0.05	23.54	1	<.01	9.95	1	ns	10.87	1	ns
Parasitoid richness* stemborer density	32.22	1	0.03	10.29	1	0.02	4.79	1	ns	2.01	1	ns

Table 5.6 (continued).

	Cultivated habitats						Natural habitats					
	Rainy			Dry			Rainy			Dry		
	Deviance	d.f.	P	Deviance	d.f.	P	Deviance	d.f.	P	Deviance	d.f.	P
Muhaka												
Constant	518.01	58		184.98	23		566.51	52		220.09	26	
Parasitoid richness	235.74	1	<.01	82.01	1	<.01	336.47	1	<.01	95.89	1	<.01
Parasitoid abundance	394.23	1	<.01	148.48	1	<.01	380.76	1	<.01	127.47	1	<.01
Stemborer richness	517.39	1	ns	167.43	1	<.01	538.34	1	<.01	219.28	1	ns
Stemborer abundance	508.13	1	0.01	184.82	1	ns	537.22	1	<.01	218.14	1	ns
Host plant richness	510.87	1	0.01	184.98	1	ns	566.45	1	ns	0.0075	1	ns
Parasitoid richness * abundance	163.72	1	<.01	25.63	1	<.01	268.59	1	<.01	16.77	1	0.02
Parasitoid richness * stemborer richness	232.17	1	ns	44.78	1	<.01	259.85	1	<.01	30.32	1	<.01
Stemborer richness * host plant richness	510.74	1	ns	167.43	1	ns	529.03	1	ns	208.23	1	0.05
Constant	150.06	55		62.63	19		79.76	50		90.36	25	
Stemborer density	149.64	1	ns	61.75	1	<.01	78.92	1	0.02	89.13	1	0.01
Parasitoid richness* stemborer density	96.54	1	0.01	45.93	1	0.01	67.54	1	<.01	77.51	1	ns

Table 5.6 (continued).

	Cultivated habitats						Natural habitats					
	Rainy			Dry			Rainy			Dry		
	Deviance	d.f.	P	Deviance	d.f.	P	Deviance	d.f.	P	Deviance	d.f.	P
	Suam											
Constant	24.36	21		68.51	10		68.29	18		82.76	10	
Parasitoid richness	20.59	1	0.05	45.02	1	<.01	5.92	1	<.01	18.56	1	<.01
Parasitoid abundance	4.68	1	<.01	50.36	1	<.01	6.62	1	<.01	16.65	1	<.01
Stemborer richness	22.59	1	ns	45.81	1	<.01	16.21	1	<.01	69.51	1	0.03
Stemborer abundance	19.77	1	0.03	68.04	1	ns	15.97	1	<.01	70.52	1	0.05
Host plant richness	24.31	1	ns	66.52	1	ns	50.42	1	<.01	82.64	1	ns
Parasitoid richness * abundance	4.54	1	ns	29.35	1	0.02	2.88	1	ns	23.17	1	<.01
Parasitoid richness * stemborer richness	17.18	1	ns	32.85	1	0.03	2.56	1	ns	7.38	1	ns
Stemborer richness* host plant richness	10.71	1	0.04	42.73	1	0.01	5.65	1	0.01	19.31	1	ns
Constant	19.44	10		60.77	10		4.93	7		77.31	7	
Stemborer density	18.94	1	0.02	58.91	1	0.04	4.48	1	ns	75.44	1	0.01
Parasitoid richness* stemborer density	10.44	1	ns	47.13	1	0.01	3.08	1	ns	35.31	1	ns

Table 5.7: Generalized linear model results (parameter estimates and Type 3 likelihood tests) of environmental variables affecting stem borer parasitism in cultivated and natural habitats across all localities

	Cultivated habitats								Natural habitats							
	Rainy				Dry				Rainy				Dry			
	SC	Deviance	d.f.	<i>P</i>	SC	Deviance	d.f.	<i>P</i>	SC	Deviance	d.f.	<i>P</i>	SC	Deviance	d.f.	<i>P</i>
Constant		2264.61	149			715.37	65			1185.96	119			535.89	56	
Altitude	-	2231.09	1	<.01	-	713.52	1	ns	-	1164.46	1	<.01	-	518.04	1	<.01
Rainfall	-	2119.82	1	<.01	-	715.23	1	ns	-	1175.51	1	0.01	-	535.63	1	ns
Temperature	+	2246.77	1	<.01	+	706.61	1	0.03	-	1178.49	1	0.05	-	498.52	1	<.01
Altitude *																
Rainfall		1965.35	1	<.02		692.05	1	<.01		1149.28	1	0.05		487.20	1	<.01
Altitude *																
Temperature		2122.35	1	<.01		680.60	1	<.01		1139.61	1	ns		484.43	1	0.05
Rainfall *																
Temperature		1999.17	1	<.02		664.99	1	<.01		1168.74	1	ns		470.03	1	<.01

SC = signs of correlation coefficient

Table 5.10: Summary of species richness and/or abundance of parasitoids, stem borers and host plants collected during different seasons in cultivated and natural habitats.

Locality	Habitat	Parasitoids		Stem borers		Host plants	
		Rainy	Dry	Rainy	Dry	Rainy	Dry
		Richness/ Abundance	Richness/ Abundance	Richness/ Abundance	Richness/ Abundance	Richness	Richness
Kakamega	Cultivated	7/128	2/27	5/733	3/268	2	1
	Natural	14/40	3/7	13/687	5/152	31	19
Mtito Andei	Cultivated	10/128	2/27	2/489	2/494	2	2
	Natural	8/15	1/3	8/365	14/256	25	20
Muhaka	Cultivated	8/104	4/57	3/2916	3/780	2	1
	Natural	11/46	5/12	12/1246	8/590	26	18
Suam	Cultivated	7/113	5/28	3/1504	2/259	2	2
	Natural	4/4	4/6	10/296	3/84	37	34

Table 5.11: Generalized linear model results (parameter estimates and Type 3 likelihood tests) of biotic factors affecting parasitoid species richness in cultivated and natural habitats in four localities

Locality / biotic factors	Cultivated habitats						Natural habitats					
	Rainy			Dry			Rainy			Dry		
	Deviance	d.f.	P	Deviance	d.f.	P	Deviance	d.f.	P	Deviance	d.f.	P
Kakamega												
Constant	83.54	68		25.95	27		64.08	52		16.75	14	
Stemborer richness	47.48	1	<.01	23.73	1	ns	56.18	1	0.01	16.25	1	ns
Stemborer abundance	58.17	1	<.01	16.64	1	0.02	38.53	1	<.01	6.89	1	0.01
Host plant richness	62.34	1	ns	25.65	1	ns	63.49	1	ns	12.01	1	ns
Stemborer richness * abundance	30.40	1	<.01	15.88	1	ns	35.92	1	ns	4.67	1	ns
Stemborer richness * host plant richness	46.71	1	ns	23.32	1	ns	52.5	1	ns	12.45	1	ns
Constant	24.80	43		15.96	22		59.98	40		13.04	14	
Stemborer density	23.59	1	ns	14.79	1	0.01	58.91	1	<.01	12.95	1	0.05
Stemborer richness * density	14.02	1	0.02	9.52	1	0.02	44.06	1	ns	9.62	1	ns
Mtito Andei												
Constant	9.99	22		5.87	9		13.18	18		7.22	10	
Stemborer richness	7.31	1	ns	3.83	1	ns	13.08	1	ns	5.56	1	ns
Stemborer abundance	7.24	1	ns	4.31	1	ns	9.57	1	0.05	6.01	1	ns
Host plant richness	9.95	1	ns	4.99	1	ns	9.61	1	0.05	5.87	1	ns
Stemborer richness * abundance	5.64	1	ns	2.13	1	ns	4.36	1	ns	6.11	1	ns
Stemborer richness * host plant richness	5.41	1	ns	3.54	1	ns	3.62	1	ns	5.83	1	ns
Constant	5.31	13		3.61	9		9.53	9		6.01	9	
Stemborer density	4.98	1	ns	3.51	1	ns	9.37	1	<.01	5.87	1	ns
Stemborer richness * density	3.16	1	0.01	1.02	1	0.03	2.95	1	ns	4.16	1	ns

³CHAPTER SIX

STEM BORER PARASITISM ON CULTIVATED CEREALS AND NATURAL HOST PLANTS

6.1 Introduction

Variations in the abundance of parasitoids and their parasitism of herbivores from cultivated crops and natural host plants have been reported (Benrey *et al.*, 1998; Tylianakis *et al.*, 2007). Habitat attributes such as plant species composition and architecture directly influence parasitoid behaviour, which in turn affect parasitism (Andow and Prokrym, 1990; Landis and Haas, 1992). In cultivated habitats, reduced chemical defense and the high nutrition of domesticated crops were shown to encourage accelerated development and abundance of parasitoids, as they derive these indirectly via their herbivore hosts (Clancy and Price, 1987; Benrey and Denno, 1997; William, 1999). In addition, modified or enlarged crop structures can create structural refuge that limits the accessibility of parasitoids to herbivore (Andow and Prokrym, 1990; Brown *et al.*, 1995; Chen and Welter, 2007). However, in natural habitats, the high complexity of diverse plant communities was reported to decrease plant apparency and individual parasitoid searching efficiency (Andow and Prokryn, 1990; Udayagiri and Welter, 2000). Likewise, high levels of plant allelochemical in their host diet exerts negatively on parasitoid fitness and ultimately parasitism (Benrey *et al.*, 1998; Harvey *et al.*, 2003). Several studies have compared parasitism rates in cultivated and natural habitats, and so far the evidence available appears to be mixed. For instance, Benrey *et al.* (1998),

³ This chapter will be submitted to the journal *Agricultural and Forest Entomology* for publication as an article titled “Stem borer parasitism on cultivated cereals and natural host plants in Kenya”.

Sétamou *et al.* (2005) and Tylianakis *et al.* (2007) observed higher parasitism rates on cultivated crops, while Seaman *et al.* (1990), Van Nouhuys and Via (1999) and Haye and Kenis (2004) instead recorded higher parasitism rates on wild plants. This reflects the unpredictable nature of parasitism for either habitat type. Further, since it is essential to conserve beneficial interactions and functions of herbivore pest management in agroecosystems, it is imperative to understand the ecological role of natural habitats as a component of a particular cropping system.

Lepidopteran stem borers are a major biotic constraint to cereal production, causing between 5% and 73% of potential yield in Kenya (Seshu Reddy and Walker, 1990; De Groote, 2002; De Groote *et al.*, 2003). These stem borers are attacked by a diverse group of both indigenous and exotic parasitoids (Mohyuddin and Greathead, 1970; Mathez, 1972; Bonhof *et al.*, 1997; Overholt, 1998; Zhou *et al.*, 2003). Cereal crops are usually grown in small fields surrounded by land occupied by natural host plants of lepidopteran stem borers. These natural habitats have high stem borer diversity (Le Ru *et al.*, 2006a,b), and there in can serve as refugia to parasitoids (Altieri *et al.*, 1977; Altieri and Nicholls, 2004). It is assumed that parasitism is higher on stem borer populations residing in wild grass communities than on those in cultivated crops due to non-periodic habitat re-colonization by parasitoids (Conlong, 1994) and the relatively wide-temporal window of susceptibility of stem borer larvae to parasitoid attacks (Bowden, 1976; Overholt, 1998). As such, cereal stem borer pest regulation during the off-season might occur mainly in natural habitats (Schulthess *et al.*, 1997). This study tried to appraise the impact of stem borer parasitism on various host plant genera found in cultivated and natural habitats during different seasons in four AEZs in Kenya. Information obtained

should advance our basic understanding of the ecological role of natural habitats in regulating stem borer pest populations, especially during the non-cropping season.

6.2 Materials and methods

6.2.1 Field survey

Field surveys were carried out in four localities namely Kakamega, Mtito Andei, Muhaka and Suam, all in different AEZs as described in Chapter 3 sub-section 3.1. Surveys were conducted during both dry and rainy seasons from December 2005 to December 2007. Random sampling method was applied in cultivated habitats, while both random and non-random sampling methods were applied in natural habitats, respectively. Details are provided in Chapter 3 sub-section 3.2.

6.2.2 Parasitoid recovery and identification

Infested cereal and wild host plants were destructively sampled in the field. Stem borer larvae collected were transported to the laboratory and reared on artificial diet. All stem borer pupae and parasitoid cocoons or puparia recovered were kept in separate vials until the emergence of adults. The details are provided in Chapter 3 sub-section 3.3. Parasitoids, stem borers and host plants collected were identified to species level where possible, or else to genera or family levels as described in Chapter 3 sub-section 3.3.

Parasitoid abundance represents the number of individual parasitoids. Adult parasitoid emergence per stem borer host was also recorded. Larval and pupal parasitism were

estimated as the proportion of susceptible stem borers parasitized (Zhou *et al.*, 2003). Stem borer density was expressed as larvae/pupae per plant (Zhou *et al.*, 2001).

6.2.3 Data analyses

The generalized linear model (PROC GENMODE, SAS 2001) was used to analyze count data (i.e., parasitoid abundance and adult emergence per host) and proportion data (i.e., percentage plant infestation, stem borer density and percentage parasitism) assuming a Poisson error distribution with a logarithmic link function (McCullagh and Nelder, 1989) and a binomial error distribution with a logistic link function (Collett, 1991), respectively. Significance level was set at $P \leq 0.05$.

6.3 Results

6.3.1 The incidence of plant infestation, stem borer density and parasitism among localities

The incidence of plant infestation by stem borers, stem borer density and parasitism for different localities are shown in Table 6.1. In cultivated habitats (Table 6.1), although the incidence of plant infestation by stem borers in Mtito Andei, Suam and Muhaka were not significantly different during the dry season, the incidence of plant infestation varied significantly with locality. Stem borer densities per plant did not vary with locality during the dry season. In the rainy season, however, Mtito Andei had significantly lower stem borer densities compared to Suam and Kakamega. Pupal parasitism in cultivated habitats were generally low and did not differ significantly among localities.

Larval parasitism on the other hand varied with localities during the rainy season but not during the dry season except for Muhaka where there was no parasitism. It is worthy noting that Kakamega and Suam were similar in stem borer densities, larval and pupal parasitism levels.

In all localities, the incidence of plant infestation by stem borers in natural habitats (Table 6.1) varied significantly with season. Infestation was higher during the dry season except in Kakamega where the reverse was true. Suam had the highest incidence of plant infestation by stem borers in both seasons while Mtito Andei tended to have lowest. Stem borer density was higher in the dry season in all localities and varied significantly between localities especially in the rainy season. Pupal and larval parasitism was neither affected by season nor by locality.

6.3.2 Total stem borer parasitism, parasitoid abundance and adult emergence per host in different localities

Table 6.2 provides summarized results on total stem borer parasitism and parasitoid abundance or adult emergence per host. In cultivated habitats (Table 6.2), total parasitism was higher during the rainy season than during the dry season except for Suam and Muhaka. Likewise, total parasitism was significantly different between seasons in a given locality except in Kakamega. Total parasitism varied among localities during the rainy season but was not significantly different during the dry season except for Kakamega where it was generally higher than in other localities.

Parasitoid abundance in a locality did not differ between seasons in cultivated habitats. The trend of parasitoid abundance among localities was not very clear but Muhaka had higher than other localities in both seasons. Adult parasitoid emergence per host varied significantly with season. In Mtito Andei and Muhaka, adult parasitoid emergence per host was higher during the rainy season while in Suam and Kakamega the reverse was true. In both seasons, adult parasitoid emergence per host varied significantly with locality. Adult parasitoid emergence per host were generally higher in Kakamega and Mtito Andei than in Muhaka and Suam.

In natural habitats (Table 6.2), both total parasitism and parasitoid abundance were generally not significantly different between seasons in a locality. Total parasitism and parasitoid abundance were generally higher during the rainy season except in Mtito Andei and Muhaka. Total parasitism and parasitoid abundance varied significantly among most localities during the rainy than during the dry season. Adult parasitoid emergence per host was highest during the rainy season except for Suam and Muhaka. Between seasons, adult parasitoid emergence per host varied significantly in all localities. Likewise, in both rainy and dry seasons, adult parasitoid emergence per host differed significantly among localities.

6.3.3 Comparison of the incidence of plant infestation, stem borer density/parasitism and parasitoid abundance/adult emergence per host between and among host plant genera in different habitats

In cultivated habitats the incidence of plant infestation by stem borers was higher on maize than on sorghum with the exception of Suam where the incidence of plant infestation was higher in sorghum during the wet season. In natural habitats the incidence of plant infestation by stem borers generally differed significantly among host plant genera in both seasons (Table 6.3). The incidence of plant infestation by stem borers was significantly different between season on at least three host plant genera in all localities. The incidence of plant infestation by stem borers in cultivated habitats ranged from 0.35% (on sorghum) in Suam to 23.22% (on maize) in Muhaka, both in the dry season. While in natural habitats, the incidence of plant infestation by stem borers ranged from 0.00% (on *Cyperus* spp.) in Kakamega to 15.48% (on *S. arundinaceum* in Muhaka), both in dry seasons.

In cultivated habitats, stem borer density was significantly different between seasons on only *Sorghum* spp. (in Suam and Mtito Andei), but not between host plant genera during rainy and dry seasons in most localities (Table 6.4). In natural habitats, stem borer density significantly varied among host plant genera in both rainy and dry seasons, and also between seasons on at least two host plant genera in all localities. The mean (\pm SD) stem borer density was highest on maize in cultivated habitats, and ranged between 0.59 (\pm 0.08SD) and 2.14 (\pm 0.22SD) stem borers per plant in the rainy season in Kakamega and in the dry season in Muhaka, respectively. In general, stem borer density was low in

natural habitats, ranging from 0.00 (± 0.00 SD) to 0.22 (± 0.07 SD) stem borers per tiller on *S. arundinaceum* in the rainy season in Kakamega and Muhaka, respectively.

In cultivated habitats, larval parasitism was generally not significantly different between host plant genera during both rainy and dry seasons (Tables 6.5). Additionally, per host plant genera, except on maize in Muhaka, larval parasitism was not significantly different between seasons (Tables 6.5). In natural habitats, larval parasitism did not vary between seasons on various host plant genera. However, among host plant genera larval parasitism generally varied significantly in the rainy season except in Mtito Andei. Larval parasitism was relatively higher in cultivated than in natural habitats, with the highest level of 15.00% on maize in the rainy season in Mtito Andei and 9.50% on *S. arundinaceum* during the dry season in Muhaka, respectively.

In cultivated habitats (Tables 6.6), pupal parasitism was generally not significantly different between host plant genera in both seasons except in Muhaka. Pupal parasitism was not significantly different between seasons on all plant genera in each locality. In natural habitats, across localities, pupal parasitism was neither significantly different among host plant genera during different seasons nor between seasons on all plant genera. Pupal parasitism was slightly higher in cultivated than in natural habitats. Pupal parasitism was highest on maize (4.72%) in the dry season in Muhaka and on *Panicum* spp. (2.50%) during the dry season in Muhaka, in cultivated and natural habitats, respectively.

Total parasitism followed a similar trend as larval parasitism (Tables 6.7). In cultivated habitats, larval parasitism was generally not significantly different between host plant genera in both seasons and between seasons on each host plant genera except in Mtito Andei and on maize in Muhaka, respectively. In natural habitats, total parasitism did not vary between seasons on various host plant genera. However, among host plant genera, total parasitism was only significantly different in the rainy season except in Suam. Total parasitism was relatively higher in cultivated than in natural habitats, with the highest value recorded on maize (15.18%) in Mtito Andei and on *S. arundinaceum* (9.53%) in Muhaka both in the rainy season, respectively.

Parasitoid abundance in cultivated habitats was not significantly different between seasons on all host plant genera (Tables 6.8). While parasitoid abundance was generally not significantly varied between host plant genera in both seasons except in Mtito Andei. In natural habitats, parasitoid abundance was generally not significantly different between seasons on various host plant genera. However, among host plant genera, parasitoid abundance was significantly different during the rainy season in Kakamega and Muhaka only. Parasitoid abundance was generally higher in cultivated than in natural habitats, with the highest values recorded on maize (average (\pm SD) 5.8 ± 0.21) in Mtito Andie and on *Cyperus* spp. (0.8 ± 0.02) in Kakamega both during the rainy season, respectively.

Adult parasitoid emergence per host in cultivated habitats was not significantly different between seasons on all host plant genera (Tables 6.9). Likewise, adult parasitoid emergence per host was generally not significantly different between host plant genera

in both seasons except in Mtito Andei. For natural habitats, adult parasitoid emergence per host was significantly different between seasons on at least one host plant genera in all localities. Among host plant genera, adult parasitoid emergence per host was significantly varied during both seasons in Kakamega and Muhaka only. Adult parasitoid emergence per host was relatively higher in cultivated than in natural habitats, with the highest values observed on maize (24.0 ± 0.13) during the rainy season in Mtito Andei and on *S. arundinaceum* (6.53 ± 0.09) during the rainy season in Muhaka, respectively.

6.4 Discussion

Results from the current study indicated that stem borer larval/total parasitism and parasitoid abundance varied with locality or season in a given habitat type. Presumably, these variations were due to related differences in host plant-stem borer-parasitoid species composition or complex existing in different localities, as well as their abundance in both time and space. Additionally, the fact that the incidence of plant infestation by stem borers, stem borer density/parasitism, parasitoid abundance/adult emergence per host were generally low in natural habitats which have been reported to have a high richness of wild host plants. This suggested that host plant diversity had a strong influence on the abundance of parasitoids, and consequently, the availability of stem borer hosts for parasitization. This can be attributed to disruption of host finding due to a variety of physical characteristics or chemical stimuli in natural habitats that either decreases immigration or increases emigration of herbivores, which consequently decreases herbivore abundance in more diverse host plant communities (Root, 1973; Vinson, 1976; Kareiva, 1983; Andow, 1991; Tumlinson *et al.*, 1992; Vet and Dicke,

1992). According to Chabi-Olaye *et al.* (2005), olfactory and visual cues produced by non-host plants, was the reason for reduced abundance of the stem borer *B. fusca* in maize intercropped with legume or cassava rather than on maize monocrops. In another study, Päts *et al.* (1997) reported that under maize and cowpea intercrop, *C. partellus* and *C. orichalcociliellus* had a 50% chance of locating non-suitable host, thus hampering their movement on crops by increasing the time spent in finding suitable hosts.

In line with previous findings by Oloo (1989), Oloo and Ogedah (1990), Bonhof *et al.* (1997) and Midega *et al.* (2004), larval parasitism was generally less than 10% in both cultivated and natural habitats. However, compared to cultivated habitats, stem borer larval/total parasitism were relatively lower in natural habitats. Low parasitism in natural habitats could have resulted from low parasitoid searching efficiency (Hassell and Southwood, 1978; Price *et al.*, 1980; Andow and Prokrym, 1990; Udayagiri and Welter, 2000), in more complex (both host plant composition and plant structure) habitats. Evidence by Babendreier *et al.* (2003) proved decreased searching efficiency to be responsible for lower parasitism of egg hosts by *Trichogramma brassicae* Bezdenko on plants in non-crop habitats than on maize. Low parasitism on wild host plants might have also been due to high mortality of parasitoids from toxic phytochemicals or their metabolites in the tissue and hemolymph of their herbivorous host (Ode, 2006). Through sequestration, some herbivores utilize plant secondary chemicals in defense against their parasitoids to create enemy-free space (Jeffries and Lawton, 1984; Gauld *et al.*, 1992; Stamp, 2001; Nishida, 2002). For instance, Singer and Stireman (2003) and Singer *et al.* (2004) found that the woolly bear caterpillars, *Grammia geneura* (Lepidoptera:

Arctiidae), when fed on two host plants, *Senecio longilobus* and *Ambrosia confertiflora*, that contain pyrrolizidine alkaloids, was detrimental to the development of *Cotesia* sp. and two tachinid flies, *Exorista mella* and *Chetogena tachinomoides*. Although stem borers have been reported from 66 wild host plant species (Le Ru *et al.*, 2006a), details of direct or indirect plant toxicity on stem borer parasitoids is lacking, thus, requiring future studies.

Low herbivore host densities across seasons on wild host plants in this study suggested low host encounter rates (Van Alphen, 1993; Hemerik *et al.*, 1993; Hassell, 2000; Outreman *et al.*, 2001; Van Baalen and Hemerik, 2008), and perhaps, high incidences of super or multiple parasitism (Charnov and Skinner, 1985; Van Alphen and Visser, 1990; Godfray, 1994), leading to either the mortality of stem borers and their associated parasitoids or low abundance and fitness of parasitoids. Facts exist for only cultivated habitats. Agboka *et al.* (2002), for example, demonstrated that super parasitism of *Sesamia calamistis* Hampson eggs by *Telenomus* spp. within 24 hours after oviposition caused 40% mortality of the host. On wild host plants, although Sétamou *et al.* (2005) did not investigate super parasitism, they found the survivorship of parasitized stem borer larvae and parasitoid fitness to be much lower on wild host plants than on cultivated cereals. Future studies should elucidate the incidence and effects of super and multiple parasitism on stem borer parasitoid abundance and fitness in natural habitats. Specifically, low parasitoid fitness might provide partial explanation for longer developmental periods observed for most parasitoids (Godfray, 1994; Jervis *et al.*, 2008) recovered from stem borers feeding on wild host plants compared to their counterparts on cultivated cereals.

For the first time, this study provides stem borer pupal parasitism rates in natural habitats. However, given that wild stem borers generally pupate outside plants stems (B.P. Le Ru, personal observations), it is very likely that pupal parasitism reported here was underestimated. Altogether, present results do not support the assumption by Bowden (1976), Conlong (1994) and Overholt (1998) that stem borer parasitism is higher in natural than in cultivated habitats. Predation may rather be high in natural habitats owing to high abundance and activities of generalist predators attacking stem borers (Bonhof *et al.*, 1997; Bonhof, 1998) and other herbivorous prey in perennial wild grasses. It will be interesting to compare stem borer predation in maize and wild grasses, especially because, larval migration among plants might be high in wild grasses due to low plant-stem carrying capacity (Haile and Hofsvang, 2002; Mohamed *et al.*, 2004; Sétamou *et al.*, 2005), exposing more stem borer prey to attacks.

Generally, stem borer parasitism and parasitoid abundance/adult emergence per host varied among localities during different seasons, as well as between seasons within a given locality. Though stem borer parasitism was generally low in both cultivated and natural habitats, parasitism rates were much lower in natural habitats. Given that parasitism was generally low during the dry season, there was no indication that non-diapaused larvae of cereal stem borer pests were controlled on wild host plants during the off-season.

Table 6.1 (continued).

Locality	Plant infestation (%)				Stem borer density (per plant/tiller) (mean)				Larval parasitism (%)				Pupal parasitism (%)			
	Dry	Rainy	d.f.	<i>P</i>	Dry	Rainy	d.f.	<i>P</i>	Dry	Rainy	d.f.	<i>P</i>	Dry	Rainy	d.f.	<i>P</i>
Natural habitats																
Kakamega (a)	2.4±0.10 (7.04%)	3.2±0.13 (1.85%)	1,66	<.01	2.6±0.08 (0.058)	3.4±0.04 (0.021)	1,156	<.01	2.9±0.05 (3.12%)	2.8±0.07 (2.88%)	1,166	0.87	2.7±0.10 (0.00%)	4.6±0.07 (0.04%)	1,68	0.90
Suam (b)	5.2±0.31 (0.74%)	3.6±0.09 (2.59%)	1,71	<.01	4.5±0.08 (0.022)	0.9±0.04 (0.033)	1.80	<.01	2.9±0.03 (1.67%)	3.5±0.03 (0.26%)	1,77	0.91	2.9±0.09 (0.00%)	2.3±0.06 (0.00%)	1,56	0.78
Mtito Andei (c)	2.8±0.09 (3.40%)	0.8±0.04 (7.77%)	1,83	0.08	2.6±0.06 (0.073)	2.5±0.09 (0.066)	1,85	0.44	4.2±0.18 (2.99%)	3.8±0.08 (0.88%)	1,87	0.57	2.5±0.05 (0.00%)	3.2±0.05 (0.03%)	1,51	0.57
Muhaka (d)	3.3±0.07 (3.51%)	1.4±0.03 (4.78%)	1,189	<.01	2.6±0.04 (0.089)	1.1±0.04 (0.082)	1,215	<.01	4.6±0.10 (1.05%)	3.3±0.05 (3.59%)	1,198	0.01	0.0±0.00 (1.47%)	5.5±0.13 (0.33%)	1,113	0.31
d.f.	3, 141	3, 385			3, 145	3, 383			3, 144	3, 379			3, 83	3, 341		
<i>P</i>	<.0001	<.0001			<.0001	<.0001			0.0045	0.0416			0.9999	0.9566		
a vs b	<.0001	0.0148			<.0001	0.0040			ns	ns			ns	ns		
a vs c	0.0039	<.0001			ns	<.0001			ns	0.0206			ns	ns		
a vs d	<.0001	<.0001			ns	<.0001			0.0081	ns			ns	ns		
b vs c	<.0001	<.0001			<.0001	<.0001			ns	ns			ns	ns		
b vs d	<.0001	<.0001			<.0001	<.0001			ns	ns			ns	ns		
c vs d	0.0002	0.0270			ns	0.0173			ns	ns			ns	ns		

Table 6.2: Least square means (\pm SE) following binomial or Poisson regression analysis (generalized linear model) of total parasitism (%), parasitoid abundance and number of off-springs in different seasons and habitats.

Locality	Total parasitism (%)				Parasitoid abundance (mean)				Adult parasitoid emergence per host (mean)			
	Dry	Rainy	d.f.	<i>P</i>	Dry	Rainy	d.f.	<i>P</i>	Dry	Rainy	d.f.	<i>P</i>
Cultivated habitats												
Kakamega (a)	2.1 \pm 0.05 (5.84%)	2.2 \pm 0.09 (6.57%)	1, 86	0.998	0.9 \pm 0.05 (28)	1.0 \pm 0.09 (123)	1, 86	0.052	2.0 \pm 0.07 (11.21)	1.7 \pm 0.05 (23.19)	1, 84	0.002
Suam (b)	1.9 \pm 0.03 (13.36%)	2.9 \pm 0.09 (5.34%)	1, 40	0.001	0.3 \pm 0.04 (23)	0.6 \pm 0.07 (92)	1, 37	0.701	3.5 \pm 0.05 (16.55)	2.6 \pm 0.05 (38.62)	1, 40	<.001
Mtito Andei (c)	2.7 \pm 0.08 (9.64%)	1.0 \pm 0.06 (15.32%)	1, 33	<.001	0.2 \pm 0.04 (31)	1.1 \pm 0.05 (112)	1, 33	0.168	2.8 \pm 0.05 (18.55)	5.9 \pm 0.07 (52.90)	1, 33	0.946
Muhaka (d)	2.2 \pm 0.09 (6.33%)	3.6 \pm 0.05 (3.73%)	1, 63	0.003	1.6 \pm 0.16 (57)	3.2 \pm 0.08 (101)	1, 63	0.987	1.2 \pm 0.11 (41.89)	2.3 \pm 0.09 (29.89)	1, 63	0.008
d.f.	3, 56	3, 153			3, 69	3, 154			3, 66	3, 154		
<i>P</i>	0.0028	<.0001			0.0006	<.0001			<.0001	<.0001		
a vs b	ns	0.0266			ns	0.0011			<.0001	<.0001		
a vs c	ns	<.0001			0.0048	0.0009			<.0001	<.0001		
a vs d	ns	<.0001			ns	ns			<.0001	0.0114		
b vs c	0.0136	<.0001			ns	ns			<.0001	<.0001		
b vs d	ns	0.0024			ns	0.0021			<.0001	<.0001		
c vs d	ns	<.0001			0.0035	0.0014			<.0001	<.0001		

Table 6.2 (continued).

Locality	Total parasitism (%)				Parasitoid abundance (mean)				Adult parasitoid emergence per host (mean)			
	Dry	Rainy	d.f.	<i>P</i>	Dry	Rainy	d.f.	<i>P</i>	Dry	Rainy	d.f.	<i>P</i>
Natural habitats												
Kakamega (a)	3.0±0.08 (3.12%)	2.4±0.09 (3.49%)	1, 161	0.710	0.9±0.05 (7)	1.3±0.11 (39)	1, 163	0.291	0.2±0.02 (3.40)	1.3±0.04 (9.32)	1, 66	<.001
Suam (b)	2.0±0.05 (1.59%)	3.5±0.05 (0.62%)	1, 83	0.938	0.3±0.01 (6)	2.6±0.50 (4)	1, 87	0.053	0.9±0.11 (2.46)	2.1±0.17 (0.12)	1, 83	<.001
Mtito Andei (c)	4.4±0.08 (2.99%)	2.5±0.09 (1.49%)	1, 89	0.165	0.2±0.03 (3)	1.5±0.04 (11)	1, 89	0.106	2.5±0.07 (1.00)	0.1±0.01 (5.88)	1, 89	<.001
Muhaka (d)	3.8±0.23 (1.98%)	1.1±0.04 (3.66%)	1, 215	0.116	1.6±0.06 (12)	1.2±0.05 (42)	1, 217	0.152	0.8±0.05 (4.67)	0.5±0.06 (1.72)	1, 217	<.001
d.f.	3, 144	4, 395			3, 151	3, 403			3, 154	3, 403		
<i>P</i>	0.0408	<.0001			0.0125	<.0001			<.0001	<.0001		
a vs b	ns	0.0534			ns	0.0099			<.0001	<.0001		
a vs c	0.0496	0.0423			0.0189	ns			0.0002	<.0001		
a vs d	ns	0.0183			ns	ns			0.0279	<.0001		
b vs c	ns	ns			ns	0.0469			<.0001	<.0001		
b vs d	ns	ns			ns	0.0071			<.0001	<.0001		
c vs d	ns	ns			0.004	ns			0.0058	0.0001		

Table 6.3: Least square means (\pm SE) following binomial regression analysis (generalized linear model) of plant infestation (%) during dry and rainy seasons in cultivated and natural habitats

Host plant genera	Plant infestation															
	Kakamega				Suam				Mtito Andei				Muhaka			
	Dry	Rainy	d.f.	P	Dry	Rainy	d.f.	P	Dry	Rainy	d.f.	P	Dry	Rainy	d.f.	P
Cultivated habitat																
<i>Sorghum</i>	2.3 \pm 0.0	1.1 \pm 0.0	1,32	0.08	1.3 \pm 0.0	5.9 \pm 0.1	1,11	0.99	-	0.8 \pm 0.2			-	2.5 \pm 0.3		
<i>Zea</i>	4.0 \pm 0.2	3.2 \pm 0.0	1,149	<.01	2.3 \pm 0.0	2.3 \pm 0.0	1,21	0.89	1.5 \pm 0.2	1.4 \pm 0.1	1,13	0.05	0.8 \pm 0.0	1.1 \pm 0.0	1,56	0.01
d.f.	1,29	1,59			1,18	1,43				1,12				1,47		
P	<.0001	<.0002			0.0004	0.9996				<.0001				<.0001		
Natural habitat																
<i>Cyperus</i> (a)	2.9 \pm 0.0	5.3 \pm 0.0	1,12	0.01	5.2 \pm 0.0	3.2 \pm 0.0	1,20	0.01	4.2 \pm 0.0	2.7 \pm 0.0	1,12	0.01	4.3 \pm 0.1	5.3 \pm 0.0	1,20	0.05
<i>Panicum</i> (b)	4.2 \pm 0.0	3.9 \pm 0.0	1,27	0.66	5.3 \pm 0.0	7.3 \pm 0.0	1,5	0.05	3.8 \pm 0.0	3.1 \pm 0.0	1,24	0.03	3.3 \pm 0.0	2.8 \pm 0.0	1,67	0.02
<i>Pennisetum</i> (c)	2.3 \pm 0.0	3.5 \pm 0.0	1,51	<.01	4.7 \pm 0.0	3.7 \pm 0.0	1,24	0.05	5.5 \pm 0.0	2.6 \pm 0.0	1,6	0.99	-	-		
<i>Sorghum</i> (d)	-	6.5 \pm 0.0			7.2 \pm 0.0	1.7 \pm 0.0	1,3	0.98	2.7 \pm 0.0	1.6 \pm 0.0	1,12	<.01	2.1 \pm 0.1	1.9 \pm 0.0	1,13	0.28
Others (e)	2.0 \pm 0.1	4.2 \pm 0.0	1,46	<.01	6.3 \pm 0.0	4.9 \pm 0.0	1,20	0.19	2.3 \pm 0.0	2.7 \pm 0.0	1,27	0.07	4.1 \pm 0.1	2.8 \pm 0.0	1,75	<.01
d.f.	3,20	4,123			4,25	4,47			4,28	4,50			3,58	3,117		
P	<.0001	<.0001			<.0001	<.0001			<.0001	<.0001			<.0001	<.0001		
b vs c	0.0006	0.0394			ns	ns			ns	ns			ns	Ns		
b vs a	0.0584	0.0271			ns	ns			ns	ns			0.0073	<.0001		
b vs d	ns	<.0001			<.0001	ns			0.0075	<.0001			0.0001	<.0001		
b vs e	<.0001	ns			ns	ns			<.0001	0.0461			0.0001	ns		
c vs a	ns	0.0025			ns	ns			ns	ns			ns	ns		
c vs d	ns	ns			ns	<.0001			ns	0.0012			ns	ns		
c vs e	ns	0.0012			ns	0.0036			ns	ns			ns	ns		
a vs d	ns	<.0001			<.0001	<.0001			0.0028	<.0001			<.0001	<.0001		
a vs e	0.0599	ns			ns	<.0001			<.0001	ns			ns	<.0001		
d vs e	ns	<.0001			<.0001	<.0001			ns	<.0001			0.0001	<.0001		

Cysp = *Cyperus* spp., Pcsp = *Panicum* spp., Pnsp = *Pennisetum* spp, Sgsp = *Sorghum* spp., Zsp = *Zea mays*, Othr = Others.

Table 6.4: Least square means (\pm SE) following binomial regression analysis (generalized linear model) of stem borer density during dry and rainy seasons in cultivated and natural habitats

Host plant genera	Stem borer density (per plant/tiller)															
	Kakamega				Suam				Mtito Andei				Muhaka			
	Dry	Rainy	d.f.	P	Dry	Rainy	d.f.	P	Dry	Rainy	d.f.	P	Dry	Rainy	d.f.	P
Cultivated habitat																
<i>Sorghum</i>	-	-	-	-	4.5 \pm 0.1	1.2 \pm 0.0	1,5	0.01	0.4 \pm 0.0	0.6 \pm 0.1	1,7	<.01	-	-		
<i>Zea</i>	0.6 \pm 0.0	0.5 \pm 0.0	1,149	0.89	-	0.8 \pm 0.1			3.9 \pm 0.0	1.7 \pm 0.0	1,25	0.17	0.1 \pm 0.0	2.1 \pm 1.9	1,122	0.288
d.f.						4,43			1,22	1,21						
P						0.1284			0.8287	0.9288						
Natural habitat																
<i>Cyperus</i> (a)	1.9 \pm 0.0	2.8 \pm 0.0	1,12	0.04	4.7 \pm 0.0	2.9 \pm 0.0	1,21	<.01	4.2 \pm 0.0	2.9 \pm 0.0	1,10	0.03	4.3 \pm 0.0	4.9 \pm 0.0	1,20	0.263
<i>Panicum</i> (b)	2.8 \pm 0.0	3.6 \pm 0.0	1,27	0.02	3.0 \pm 0.0	6.9 \pm 0.2	1,6	0.19	3.3 \pm 0.0	3.4 \pm 0.0	1,24	0.62	2.1 \pm 0.0	2.1 \pm 0.0	1,89	0.324
<i>Pennisetum</i> (c)	3.2 \pm 0.0	3.7 \pm 0.1	1,51	0.01	4.5 \pm 0.0	3.0 \pm 0.1	1,27	<.01	5.9 \pm 0.0	3.6 \pm 0.0	1,6	0.99	-	3.4 \pm 0.3		
<i>Sorghum</i> (d)	-	5.9 \pm 0.0			6.9 \pm 0.0	2.3 \pm 0.0	1,5	0.99	2.3 \pm 0.0	2.2 \pm 0.0	1,14	0.07	2.1 \pm 0.0	1.3 \pm 0.0	1,18	<.001
Others (e)	2.3 \pm 0.1	3.3 \pm 0.0	1,46	<.01	6.5 \pm 0.0	3.5 \pm 0.0	1,24	0.01	2.4 \pm 0.0	2.2 \pm 0.0	1,31	0.04	4.2 \pm 0.1	2.8 \pm 0.0	1,88	<.001
d.f.	3,20	4,141			4,26	4,54			4,35	4,50			3,66	4,149		
P	0.0001	<.0001			<.0001	<.0001			<.0001	<.0001			<.0001	<.0001		
b vs c	ns	ns			0.0010	ns			ns	ns			ns	0.0215		
b vs a	0.0189	<.0001			0.0006	ns			0.0333	ns			<.0001	<.0001		
b vs d	ns	<.0001			<.0001	ns			0.0001	<.0001			<.0001	<.0001		
b vs e	ns	0.0197			0.0009	ns			<.0001	<.0001			<.0001	<.0001		
c vs a	0.0002	<.0001			ns	ns			ns	ns			ns	0.0300		
c vs d	ns	ns			ns	0.0169			ns	<.0001			ns	0.0002		
c vs e	<.0001	0.0004			ns	0.0025			ns	<.0001			ns	ns		
a vs d	ns	<.0001			<.0001	0.0409			<.0001	<.0001			ns	<.0001		
a vs e	ns	0.0001			ns	0.0016			<.0001	<.0001			ns	<.0001		
d vs e	ns	<.0001			<.0001	<.0001			ns	ns			<.0001	<.0001		

DS = Dry season, RS = Rainy season.

Cysp = *Cyperus* spp., Pcsp = *Panicum* spp., Pnsp = *Pennisetum* spp, Sgsp = *Sorghum* spp., Zsp = *Zea mays*, Othr = Others

Table 6.5: Least square means (\pm SE) following binomial regression analysis (generalized linear model) of larval parasitism (%) during dry and rainy seasons in cultivated and natural habitats

Host plant genera	Larval parasitism															
	Kakamega				Kitale				Mtito Andei				Muhaka			
	Dry	Rainy	d.f.	P	Dry	Rainy	d.f.	P	Dry	Rainy	d.f.	P	Dry	Rainy	d.f.	P
Cultivated habitat																
<i>Sorghum</i>	1.3 \pm 0.0	-			1.8 \pm 0.0	1.9 \pm 0.0	1,5	0.84	2.7 \pm 0.1	2.1 \pm 0.1	1,7	0.19	-	3.9 \pm 0.1		
<i>Zea</i>	2.9 \pm 0.1	2.6 \pm 0.0	1,102	0.47	2.5 \pm 0.1	2.9 \pm 0.0	1,47	0.07	2.5 \pm 0.1	0.0 \pm 0.0	1,36	0.07	4.6 \pm 0.1	1.3 \pm 0.1	1,122	0.016
d.f.	1, 20	8			1, 12	1, 28			1, 21	1, 12				1, 49		
P	0.6703				0.8775	0.8140			0.7982	0.0065				0.0021		
Natural habitat																
<i>Cyperus</i> (a)	2.1 \pm 0.0	2.0 \pm 0.0	1,14	0.95	0.5 \pm 0.0	5.1 \pm 0.2	1,21	0.72	2.6 \pm 0.1	0.9 \pm 0.0	1,8	0.84	1.9 \pm 0.16	2.7 \pm 0.0	1,18	0.826
<i>Panicum</i> (b)	1.0 \pm 0.0	2.5 \pm 0.1	1,23	0.28	1.2 \pm 0.0	3.3 \pm 0.1	1,5	0.86	1.1 \pm 0.1	1.5 \pm 0.1	1,22	0.78	4.6 \pm 0.1	0.8 \pm 0.0	1,87	0.074
<i>Pennisetum</i> (c)	3.3 \pm 0.0	3.3 \pm 0.1	1,56	0.97	0.3 \pm 0.0	2.5 \pm 0.0	1,25	0.79	2.4 \pm 0.1	4.8 \pm 0.1	1,8	0.86	-	0.6 \pm 0.0		
<i>Sorghum</i> (d)	-	2.8 \pm 0.0			-	2.7 \pm 0.0			4.0 \pm 0.0	3.3 \pm 0.1	1,10	0.53	2.5 \pm 0.1	3.0 \pm 0.0	1,16	0.934
Others (e)	2.8 \pm 0.0	3.6 \pm 0.0	1,57	0.16	2.0 \pm 0.0	3.9 \pm 0.0	1,22	0.81	2.7 \pm 0.1	0.5 \pm 0.1	1,30	0.95	2.3 \pm 0.1	0.6 \pm 0.1	1,87	0.997
d.f.	3,14	3,147			3,16	3,35			4,39	4,50			3,68	4,149		
P	0.3414	<.0001			0.9333	0.0071			0.1418	0.6357			<.0001	<.0001		
b vs c	ns	ns			ns	ns			ns	ns			ns	0.026		
b vs a	ns	ns			ns	ns			ns	ns			0.0282	ns		
c vs a	ns	0.0209			ns	0.0181			ns	ns			ns	ns		
c vs e	ns	ns			ns	ns			ns	ns			ns	0.0251		
a vs d	ns	ns			ns	ns			ns	ns			<.0001	ns		
a vs e	ns	0.0001			ns	ns			ns	ns			ns	ns		

DS = Dry season, RS = Rainy season.

Cysp = *Cyperus* spp., Pcsp = *Panicum* spp., Pnsp = *Pennisetum* spp, Sgsp = *Sorghum* spp., Zsp = *Zea mays*, Othr = Others.

Table 6.6: Least square means (\pm SE) following binomial regression analysis (generalized linear model) of pupal parasitism (%) during dry and rainy seasons in cultivated and natural habitats

Host plant genera	Pupal parasitism															
	Kakamega				Kitale				Mtito Andei				Muhaka			
	Dry	Rainy	d.f.	P	Dry	Rainy	d.f.	P	Dry	Rainy	d.f.	P	Dry	Rainy	d.f.	P
Cultivated habitat																
<i>Sorghum</i>	3.4 \pm 0.1	-			3.0 \pm 0.0	3.1 \pm 0.1	1,4	0.73	4.9 \pm 0.1	4.4 \pm 0.2	1,6	0.89	-	3.9 \pm 0.1		
<i>Zea</i>	2.0 \pm 0.0	4.7 \pm 0.1	1,76	0.91	2.3 \pm 0.1	5.2 \pm 0.1	1,39	0.81	5.9 \pm 0.1	5.4 \pm 0.1	1,32	0.81	4.3 \pm 0.1	5.8 \pm 0.2	1,114	0.56
d.f.	1, 25				1, 11	1, 35			1, 16	1, 17				1, 49		
P	0.8721				0.8829	0.9822			0.9885	0.8599				0.0021		
Natural habitat																
<i>Cyperus</i> (a)	2.8 \pm 0.1	2.0 \pm 0.1	1,12	0.92	3.3 \pm 0.1	3.2 \pm 0.1	1,19	0.91	0.5 \pm 0.0	2.4 \pm 0.0	1,6	0.75	3.7 0.1	0.5 \pm 0.0	1,20	0.97
<i>Panicum</i> (b)	1.0 \pm 0.1	2.5 \pm 0.1	1,18	0.98	3.7 \pm 0.1	2.5 \pm 0.1	1,4	0.73	0.6 \pm 0.1	2.2 \pm 0.1	1,19	0.84	4.6 \pm 0.1	0.2 \pm 0.0	1,86	0.83
<i>Pennisetum</i> (c)	3.3 \pm 0.1	3.3 \pm 0.1	1,41	0.97	3.6 \pm 0.0	4.4 \pm 0.1	1,21	0.52	2.8 \pm 0.1	4.8 \pm 0.0	1,5	0.53	-	0.0 \pm 0.0		
<i>Sorghum</i> (d)	-	4.6 \pm 0.1			2.2 \pm 0.1	3.8 \pm 0.1	1,20	0.78	2.1 \pm 0.0	5.4 \pm 0.1	1,14	0.73	2.5 \pm 0.1	3.3 \pm 0.1	1,17	0.31
Others (e)	2.8 \pm 0.06	3.6 \pm 0.0	1,49	0.97	3.6 \pm 0.1	3.9 \pm 0.0	1,20	0.85	2.7 \pm 0.1	5.0 \pm 0.1	1,29	0.55	1.1 \pm 0.0	2.3 \pm 0.1	1,77	0.77
d.f.	3,11	4,139			4,15	4,32			4,23	4,31			3,36	4,77		
P	0.9127	0.8477			0.9332	0.9992			0.9855	0.8115			0.9911	0.8743		

DS = Dry season, RS = Rainy season.

Cysp = *Cyperus* spp., Pcp = *Panicum* spp., Pnsp = *Pennisetum* spp, Sgsp = *Sorghum* spp., Zsp = *Zea mays*, Othr = Others.

Table 6.7: Least square means (\pm SE) following binomial regression analysis (generalized linear model) of total (larval and pupal) parasitism (%) during dry and rainy seasons in cultivated and natural habitats

Host plant genera	Total parasitism															
	Kakamega				Suam				Mtito Andei				Muhaka			
	Dry	Rainy	d.f.	P	Dry	Rainy	d.f.	P	Dry	Rainy	d.f.	P	Dry	Rainy	d.f.	P
Cultivated habitat																
<i>Sorghum</i>	3.7 \pm 0.1	1.0 \pm 0.0	1,32	0.99	1.4 \pm 0.0	1.9 \pm 0.1	1,5	0.29	2.4 \pm 0.0	2.6 \pm 0.1	1,7	0.25	-	-		
<i>Zea</i>	7.7 \pm 0.1	2.4 \pm 0.1	1,151	0.99	2.4 \pm 0.0	2.9 \pm 0.1	1,58	0.07	2.8 \pm 0.1	1.5 \pm 0.1	1,36	0.99	2.7 \pm 0.2	0.3 \pm 0.5	1,122	0.07
d.f.	1,32	1,59			1,18	1,43			1,22	1,21						
P	0.5346	0.8677			0.1717	0.9997			0.398	0.0113						
Natural habitat																
<i>Cyperus</i> (a)	7.1 \pm 0.1	1.9 \pm 0.2	1,14	0.99	6.3 \pm 0.1	2.4 \pm 0.0	1,21	0.64	1.7 \pm 0.1	2.9 \pm 0.0	1,8	0.64	1.9 \pm 0.1	2.3 \pm 0.0	1,18	0.81
<i>Panicum</i> (b)	2.7 \pm 1.0	2.5 \pm 0.4	1,27	0.87	-	8.3 \pm 0.1			2.9 \pm 0.0	2.9 \pm 0.1	1,22	0.95	4.1 \pm 0.1	3.5 \pm 0.0	1,87	0.21
<i>Pennisetum</i> (c)	3.4 \pm 1.0	3.3 \pm 0.5	1,56	0.95	8.2 \pm 0.1	3.0 \pm 0.0	1,25	0.99	-	5.3 \pm 0.1			-	0.6 \pm 0.1		
<i>Sorghum</i> (d)	-	-			8.7 \pm 0.2	-			4.2 \pm 0.1	3.1 \pm 0.1	1,10	0.33	3.2 \pm 0.1	3.3 \pm 0.1	1,16	0.73
Others (e)	2.8 \pm 0.4	3.5 \pm 0.3	1,57	0.24	7.3 \pm 0.2	4.1 \pm 0.1	1,22	0.99	3.3 \pm 0.1	4.2 \pm 0.1	1,30	0.99	7.1 \pm 0.1	3.5 \pm 0.1	1,87	0.99
d.f.	3,14	3,141			3,16	3,35			3,34	4,45			3,64	4,144		
P	0.6326	<.0001			0.9500	0.8773			0.4187	0.0446			0.0617	<.0001		
b vs c	ns	ns			ns	ns			ns	ns			ns	0.024		
c vs a	ns	0.0110			ns	ns			ns	ns			ns	ns		
c vs e	ns	ns			ns	ns			ns	ns			ns	0.0251		
a vs e	ns	<.0001			ns	ns			ns	0.0012			ns	ns		

DS = Dry season, RS = Rainy season.

Cysp = *Cyperus* spp., Pcp = *Panicum* spp., Pnsp = *Pennisetum* spp, Sgsp = *Sorghum* spp., Zsp = *Zea mays*, Othr = Others

Table 6.8: Least square means (\pm SE) following poisson regression analysis (generalized linear model) of parasitoid abundance during dry and rainy seasons in cultivated and natural habitats

Host plant genera	Parasitoid abundance															
	Kakamega				Suam				Mtito Andei				Muhaka			
	Dry	Rainy	d.f.	P	Dry	Rainy	d.f.	P	Dry	Rainy	d.f.	P	Dry	Rainy	d.f.	P
Cultivated habitat																
<i>Sorghum</i>	0.1 \pm 0.0	-			0.2 \pm 0.0	1.0 \pm 0.0	1,5	0.20	1.2 \pm 0.2	1.25 \pm 0.3	1,9	0.96	-	-		
<i>Zea</i>	2.8 \pm 0.1	1.8 \pm 0.1	1,151	0.39	1.2 \pm 0.0	0.5 \pm 0.2	1,58	0.51	2.6 \pm 1.0	0.86 \pm 0.4	1,36	0.99	1.9 \pm 0.1	2.7 \pm 0.5	1,122	0.37
d.f.	1,32				1,18	1,43			1,22	1, 21						
P	0.9998				0.5775	0.9999			<.0001	0.0004						
Natural habitat																
<i>Cyperus</i> (a)	0.2 \pm 0.0	0.3 \pm 0.0	1,15	0.09	0.0 \pm 0.0	0.0 \pm 0.0	1,25	0.71	1.6 \pm 0.0	0.91 \pm 0.7	1,10	0.57	1.6 \pm 0.0	2.7 \pm 0.0	1,20	0.43
<i>Panicum</i> (b)	1.0 \pm 0.0	1.6 \pm 0.0	1,29	0.61	8.0 \pm 0.2	0.0 \pm 0.0	1,21	0.99	0.5 \pm 0.0	1.84 \pm 0.5	1,24	0.83	1.4 \pm 0.2	1.2 \pm 0.1	1,89	0.52
<i>Pennisetum</i> (c)	2.0 \pm 0.0	2.5 \pm 0.0	1,58	0.68	2.0 \pm 0.1	2.7 \pm 0.0	1,27	0.16	2.8 \pm 0.0	5.0 \pm 0.1	1,8	0.99	-	0.0 \pm 0.0		
<i>Sorghum</i> (d)	-	2.6 \pm 0.0			2.1 \pm 0.0	0.6 \pm 0.1	1,25	0.19	1.2 \pm 0.1	0.6 \pm 0.1	1,15	0.28	0.6 \pm 0.1	0.1 \pm 0.0	1,18	0.22
Others (e)	0.1 \pm 0.0	1.6 \pm 0.0	1,57	0.16	5.0 \pm 0.0	2.8 \pm 1.0	1,22	0.99	2.8 \pm 0.1	1.6 \pm 0.5	1,32	0.99	2.9 \pm 0.01	1.7 \pm 0.1	1,89	0.99
d.f.	3,21	4,146			4,26	4,58			4,39	4,50			3,68	4,149		
P	0.1687	<.0001			0.9999	0.4298			0.3358	0.3585			0.4275	0.0002		
b vs a	ns	<.0001			ns	ns			ns	ns			ns	ns		
b vs d	ns	ns			ns	ns			ns	ns			ns	0.0018		
c vs a	ns	<.0001			ns	ns			ns	ns			ns	0.0555		
c vs d	ns	<.0001			ns	ns			ns	ns			ns	ns		
a vs d	ns	<.0001			ns	ns			ns	ns			ns	0.0093		
a vs e	ns	<.0001			ns	ns			ns	ns			ns	ns		
d vs e	ns	<.0001			ns	ns			ns	ns			ns	<.0001		

DS = Dry season, RS = Rainy season.

Cysp = *Cyperus* spp., Pcsp = *Panicum* spp., Pnsp = *Pennisetum* spp, Sgsp = *Sorghum* spp., Zsp = *Zea mays*, Othr = Others

Table 6.9: Least square means (\pm SE) following poisson regression analysis (generalized linear model) of the number of parasitoid off-springs per borer host during dry and rainy seasons in cultivated and natural habitats

Host plant genera	Parasitoid proney															
	Kakamega				Suam				Mtito Andei				Muhaka			
	Dry	Rainy	d.f.	P	Dry	Rainy	d.f.	P	Dry	Rainy	d.f.	P	Dry	Rainy	d.f.	P
Cultivated habitat																
<i>Sorghum</i>	1.8 \pm 0.1	-			4.3 \pm 0.1	4.3 \pm 0.1	1,5	0.85	3.6 \pm 0.2	3.1 \pm 0.0	1,9	0.46	-	-		
<i>Zea</i>	1.2 \pm 0.0	1.7 \pm 0.1	1,151	0.11	2.8 \pm 0.1	2.1 \pm 0.1	1,34	0.20	1.9 \pm 0.1	2.7 \pm 0.1	1,36	0.99	0.9 \pm 0.1	1.0 \pm 0.1	1,122	0.604
d.f.	1, 32				1, 18	1, 43			1, 22	1, 21						
P	0.1267				0.5561	0.9996			<.0001	0.0401						
Natural habitat																
<i>Cyperus</i> (a)	-	3.5 \pm 0.0	1,15	0.99	5.2 \pm 0.1	0.0 \pm 0.0	1,25	0.88	0.5 \pm 0.0	0.9 \pm 0.0	1,10	0.57	1.6 \pm 0.0	2.7 \pm 0.0	1,20	0.437
<i>Panicum</i> (b)	0.9 \pm 1.4	2.8 \pm 0.0	1,29	0.04	5.0 \pm 0.3	0.0 \pm 0.0	1,21	0.65	0.5 \pm 0.0	1.5 \pm 0.1	1,24	0.96	1.4 \pm 0.1	0.8 \pm 0.0	1,89	0.130
<i>Pennisetum</i> (c)	2.0 \pm 1.0	1.9 \pm 0.3	1,58	0.91	4.7 \pm 0.5	4.6 \pm 0.1	1,27	0.81	2.8 \pm 0.1	4.8 \pm 0.1	1,8	0.86	-	0.0 \pm 0.0		
<i>Sorghum</i> (d)	-	4.0 \pm 0.3			4.0 \pm 0.1	6.5 \pm 0.1	1,25	0.93	2.1 \pm 0.0	0.8 \pm 0.1	1,15	0.03	1.1 \pm 0.1	2.7 \pm 0.0	1,18	<.001
Others (e)	2.7 \pm 1.0	0.7 \pm 0.2	1,57	<.01	2.0 \pm 0.1	5.0 \pm 0.7	1,22	0.99	2.1 \pm 0.1	0.5 \pm 0.1	1,32	0.98	2.0 \pm 0.1	0.6 \pm 0.1	1,89	0.999
d.f.	2,21	4,146			4,26	4,58			4,39	4,50			3,68	4,149		
P	0.0512	<.0001			0.9999	0.1384			0.3358	<.0001			<.0001	<.0001		
b vs c	ns	<.0000			ns	ns			ns	ns			ns	ns		
b vs a	ns	<.0001			ns	ns			ns	ns			ns	ns		
b vs d	ns	ns			ns	ns			ns	<.0001			<.0001	<.0001		
b vs e	ns	<.0001			ns	ns			ns	0.0001			ns	ns		
c vs a	ns	<.0001			ns	ns			ns	ns			ns	0.0555		
c vs d	ns	<.0001			ns	ns			ns	ns			ns	0.0054		
c vs e	0.0087	<.0001			ns	ns			ns	ns			ns	ns		
a vs d	ns	<.0001			ns	ns			ns	0.0196			0.0071	<.0001		
a vs e	ns	<.0001			ns	ns			ns	0.0495			ns	0.0409		
d vs e	ns	<.0001			ns	ns			ns	ns				<.0001		

DS = Dry season, RS = Rainy season.

Cysp = *Cyperus* spp., Pesp = *Panicum* spp., Pnsp = *Pennisetum* spp, Sgsp = *Sorghum* spp., Zsp = *Zea mays*, Othr = Others

Table 6.12: Least square means (\pm SE) following binomial regression analysis (generalized linear model) of plant infestation (%), stem borer density and parasitism (larval/pupal) (%) during different seasons in cultivated and natural habitats.

Locality	Plant infestation (%)				Stem borer density (per plant/tiller) (mean)				Larval parasitism (%)				Pupal parasitism (%)			
	Dry	Rainy	d.f.	P	Dry	Rainy	d.f.	P	Dry	Rainy	d.f.	P	Dry	Rainy	d.f.	P
Cultivated habitats																
Kakamega (a)	3.2 \pm 0.11 (5.97%)	3.3 \pm 0.08 (3.98%)	1,81	0.89	0.6 \pm 0.12 (0.60)	0.5 \pm 0.03 (0.58)	1,76	0.89	2.4 \pm 0.07 (5.84%)	1.5 \pm 0.08 (6.64%)	1,85	0.79	0.8 \pm 0.06 (0.00%)	1.7 \pm 0.08 (0.00%)	1,16	0.93
Suam (b)	1.8 \pm 0.09 (1.11%)	2.3 \pm 0.09 (9.49%)	1,35	0.01	4.5 \pm 0.08 (1.13)	0.9 \pm 0.05 (2.01)	1,11	0.03	1.9 0.03 (11.25%)	2.3 0.09 (5.22%)	1,35	0.98	2.6 \pm 0.03 (1.55%)	1.3 \pm 0.09 (0.37%)	1,14	0.90
Mtito Andei (c)	1.5 \pm 0.10 (3.08%)	1.2 \pm 0.10 (22.70%)	1,29	0.32	0.4 \pm 0.03 (0.98)	1.5 \pm 0.06 (2.64)	1,20	<.01	2.5 \pm 0.09 (9.58%)	0.0 \pm 0.01 (14.99%)	1,33	<.01	1.5 \pm 0.07 (0.15%)	2.6 \pm 0.08 (0.59%)	1,14	0.87
Muhaka (d)	1.6 \pm 0.07 (21.60%)	0.9 \pm 0.04 (22.66%)	1,59	0.08	1.8 \pm 0.07 (1.54)	1.1 \pm 0.04 (2.14)	1,63	0.81	0.0 \pm 0.00 (1.49%)	3.5 \pm 0.04 (3.58%)	1,62	0.87	1.9 \pm 0.05 (4.76%)	1.0 \pm 0.04 (0.99%)	1,32	0.95
d.f.	3, 56	3, 143			3, 46	3, 131			3, 58	3, 145			3, 25	3, 139		
P	<.0001	<.0001			0.5714	0.0018			<.0002	<.0001			0.9999	<.0001		
a vs b	<.0001	<.0001			ns	ns			ns	ns			ns	ns		
a vs c	<.0001	<.0001			ns	0.0384			ns	0.0002			ns	ns		
a vs d	<.0001	<.0001			ns	ns			ns	<.0001			ns	ns		
b vs c	ns	<.0001			ns	0.0580			ns	<.0001			ns	ns		
b vs d	ns	<.0001			ns	ns			0.0102	0.0467			ns	ns		
c vs d	ns	0.0075			ns	ns			0.0005	<.0001			ns	ns		

⁴CHAPTER SEVEN

GEOGRAPHIC DISTRIBUTION, HOST RANGE AND SEASONAL OCCURRENCE OF *COTESIA SESAMIAE* (CAMERON) AND *COTESIA FLAVIPES* CAMERON (HYMENOPTERA: BRACONIDAE)

7.1 Introduction

The braconid wasp *Cotesia sesamiae* (Cameron) (Plate 7.1a) is the most common indigenous gregarious larval endoparasitoid of cereal stem borers in Kenya (Mohyuddin and Greathead, 1970; Zhou *et al.*, 2003). However, the generational mortality of the invasive stem borer pest *Chilo partellus* (Swinhoe) by *C. sesamiae* on maize at the Kenya coast was typically less than 0.5% (Overholt *et al.*, 1994b). As such, *C. flavipes* Cameron (Plate 7.1b), an exotic parasitoid of *C. partellus* from Asia, was released in Coastal Kenya in 1993 for classical biological control of this pest species (Overholt *et al.*, 1994b). Evidence shows that *C. flavipes* has since become established and is playing a key role in suppressing the populations of *C. partellus* in the Coastal and Eastern regions of Kenya (Zhou *et al.*, 2001; Omwega *et al.*, 2006). The two *Cotesia* species attack medium and large larval instars of stem borers belonging to two economically important families, Noctuidae and Crambidae (Overholt and Smith, 1990; Zhou *et al.*, 2003). Though *C. sesamiae* and *C. flavipes* are taxonomically related and are reported to occupy an ecologically similar niche (Omwega *et al.*, 1995; Kimani-Njogu and Overholt, 1997), laboratory studies suggested differences in their stem borer host range

⁴ This chapter will be submitted to the journal *Biological Control* for publication as an article titled “Geographic distribution, host range and seasonal occurrence of *Cotesia sesamiae* and *Cotesia flavipes* Cameron in cultivated and natural habitats in Kenya”.



a.

b.



Plate 7.1: Wet specimen of (a) *Cotesia sesamiae* and (b) *C. flavipes*

and their attraction to various graminaceous plant species (Ngi-Song *et al.*, 1995, 1996). Thus, the two *Cotesia* species partition resources and co-exist (Sallam *et al.*, 2001; Jiang *et al.*, 2008).

The distribution of both *Cotesia* species was reported to be influenced by climate, in that *C. sesamiae* was common in wetter regions (Mohyuddin and Greathead, 1970), and *C. flavipes* common to dry and warm regions (Songa, 1999; Songa *et al.*, 2001; Niyibigira, 2003). So far, both *C. sesamiae* and *C. flavipes* have been reported in cultivated and natural habitats in Kenya (Khan *et al.*, 1997a,b; Overholt, 1998; Songa *et al.*, 2002). However, whereas information on the distribution, stem borer and plant host range for the two *Cotesia* species are available for cultivated cereals (Bonhof *et al.*, 1997; Oloo, 1989; Zhou *et al.*, 2003), that for wild host plants is very scanty (Khan *et al.*, 1997a; Songa *et al.*, 2002). Furthermore, the details of stem borer and plant host specificity for both *Cotesia* species in different ecological habitats is lacking.

The importance of natural habitats adjacent to cultivated crops as refugia for parasitoids especially during the non-cropping season has long been recognized (Powell, 1986; Landis *et al.*, 2005; Wilkinson and Landis, 2005). In Africa, cereal fields are usually small and surrounded by patches of natural habitats that harbour wild host plants of cereal stem borers with higher stem borer diversity than in cultivated habitats (Le Ru *et al.*, 2006a,b). It is therefore, important to understand the role of natural habitats in maintaining stable populations of parasitoids and their impact on stem borers across seasons.

In this study, field surveys were carried out over two years in both cultivated and natural habitats in four agroecological zones (AEZs) in Kenya. Data obtained were used to reveal: (i) the geographic range for *C. sesamiae* and *C. flavipes*, (ii) the range of stem borer and plant hosts for both *Cotesia* species and (iii) the variations of parasitism, cocoon mass, brood size and adult emergence by the two *Cotesia* species across seasons. Altogether, the result findings should shed more light on the effects of habitat type and ecological regions on the distribution of these *Cotesia* species. This might also give an insight into the role of natural habitats as refugia for *Cotesia* species during the non-cropping seasons.

7.2 Materials and methods

7.2.1 Field collection

Field surveys were carried out in four localities in Kenya namely Kakamega, Mtito Andei, Muhaka and Suam, all located in different AEZs as described in Chapter 3 sub-section 3.1. Surveys were conducted during both dry and rainy seasons from December 2005 to December 2007. Random and non-random sampling methods were applied in cultivated and natural habitats, respectively (see Chapter 3 sub-section 3.2).

7.2.2 Parasitoid recovery and identification

Infested cereal and wild host plants were destructively sampled in the field. The numbers of small, medium and large stem borer larvae collected were recorded, then transported to the laboratory and reared on artificial diet. All *Cotesia* cocoons recovered

were kept in separate vials until the emergence of adults as explained in Chapter 3 sub-section 3.3. *Cotesia* species, stem borers and host plants collected were identified to species level as described in Chapter 3 sub-section 3.3.

The number of cocoon mass and brood size of *Cotesia* species obtained were recorded. Percentage parasitism was calculated as the proportion of susceptible stem borer larvae parasitized by *Cotesia* species (Zhou *et al.*, 2001, 2003). Percentage adult emergence was computed as the proportion of cocoons that yielded adult parasitoids (Omwega and Overholt, 1997; Hailemichael *et al.*, 1997). Sex ratio was calculated as the proportion of females over the total number of adult parasitoids (Schulthess *et al.*, 2001; Ndemah *et al.*, 2003).

7.2.3 Data analyses

Generalized linear model (PROC GENMODE, SAS 2001) was used to analyze count data (cocoon mass and brood size) and proportion data (percentage parasitism or adult emergence and sex ratio) assuming a Poisson error distribution with a logarithmic link function (McCullagh and Nelder, 1989) and a binomial error distribution with a logistic link function (Collett, 1991), respectively. Significance level was set at $P \leq 0.05$.

7.3 Results

7.3.1 Geographic distribution, stem borer and plant host range for *Cotesia* species

The two parasitoid species, *C. sesamiae* and *C. flavipes*, were separated in their spatial distribution (Table 7.1). While *C. sesamiae* was found in Western (Kakamega) and Rift

valley (Suam) regions of Kenya highlands, *C. flavipes* was found in Eastern (Mtito Andei) and Coastal (Muhaka) regions situated in the mid and low-lands of Kenya respectively. In Mtito Andei and Muhaka, *C. flavipes* had the same host plant and stem borer ranges in either habitat type. By contrast, the host plant and stem borer ranges for *C. sesamiae* varied with both habitat type and locality (Kakamega and Suam) (Table 7.1). Whereas the cocoon mass of both *Cotesia* species (Table 7.2a) and stem borer abundance (Table 7.2b) were generally higher in cultivated habitats, host plant richness (Table 7.2c) was generally higher in natural habitats.

7.3.2 Parasitism, cocoon mass, brood size, adult emergence and sex ratio for *Cotesia* species in different seasons and habitats

In each habitat, stem borer hosts of both *Cotesia* species were restricted to a maximum of two host plant species (Table 7.3). Across localities, parasitism by either *Cotesia* species varied with stem borer species found on the various host plant species, and also according to season and year (Table 7.3). Highest parasitism rate by both *Cotesia* species was recorded during the rainy season on stem borers feeding on *Sorghum bicolor* L. and *S. arundinaceum* (Desv.) Stapf in cultivated and natural habitats (Table 7.3).

In cultivated habitats, parasitism by both *Cotesia* species was significantly different between seasons on the predominant stem borer species *B. fusca* and *C. partellus* in Kakamega and Muhaka, respectively (Table 7.4). Both localities had a bimodal rainfall distribution. However, in natural habitats, across all localities, parasitism by the two *Cotesia* species was not significantly different between seasons on all stem borer species (Table 7.4).

For *C. sesamiae*, in cultivated habitats, whereas its cocoon mass was significantly different between seasons on two stem borer species in only one locality (Table 7.5), its brood size and percentage adult emergence were significantly different between seasons on at least one stem borer species in both localities of occurrence (Tables 7.6 and 7.7). By contrast, in natural habitats, the cocoon mass, brood size and percentage adult emergence of *C. sesamiae* were not significantly different between seasons on all stem borer hosts in both localities of occurrence (Tables 7.5, 7.6 and 7.7).

For *C. flavipes*, in cultivated habitats, its cocoon mass and brood size were significantly different between seasons on at least one stem borer host in both localities of occurrence (Tables 7.5 and 7.6), while its percentage adult emergence was significantly different between seasons on all stem borer hosts in only one locality (Table 7.7). By contrast, in natural habitats, the cocoon mass, brood size and percentage adult emergence of *C. partellus* were significantly different between seasons on at least one stem borer host in both localities of occurrence (Tables 7.5, 7.6 and 7.7).

In cultivated habitats, the sex ratio of both *C. sesamiae* and *C. flavipes* was significantly different between seasons on at least one stem borer species in all localities (Table 7.8). On the contrary, in natural habitats, the sex ratio of both *Cotesia* species was not significantly different between seasons on all stem borer species in all localities (Table 7.8).

7.4 Discussion

These results showed that the occurrence of the two *Cotesia* species in different ecological regions was clearly influenced by the geographic range of their respective suitable stem borer hosts (Ngi-Song *et al.*, 1995; Hailemichael *et al.*, 1997, 2008) and temperature (Mohyuddin and Greathead, 1970; Songa, 2001). *Cotesia sesamiae* was found in the cool Kenyan highlands whether wet (Kakamega) or partially dry (Suam) where *B. fusca* predominates (Nye, 1960; Harris and Nwanze, 1992; Ong'amo *et al.*, 2006). While *C. flavipes* was found in the warm mid- and low-altitudes where *C. partellus* predominates (Nye, 1960; Songa, 1999; Zhou *et al.*, 2003; Ong'amo *et al.*, 2006).

In this study, the two *Cotesia* species were not found living together in a single locality. However, *C. sesamiae* and *C. flavipes* coexist in areas surrounding Mount Kenya (in the central region) at altitudes between 1200 and 1500 m asl, where intermediate climatic conditions support mixed populations of *B. fusca* and *C. partellus* (Le Ru, Unpublished data). This implied that, with the spread of *C. partellus* to high elevation areas (Overholt *et al.*, 2000; Wale *et al.*, 2006), *C. flavipes* will consequently increase its geographic range by invading such regions. This is likely to occur with heightened effects of global warming, as the wet and cool highlands might get drier and hotter (Funk *et al.*, 2005; Case, 2006; Osbahr and Viner, 2006), thereby turning favourable for the development and spread of both *C. partellus* and *C. flavipes* as previously reported by Mbapila and Overholt (2001) and Mbapila *et al.* (2002). Additionally, *C. flavipes* is capable of successfully developing on *B. fusca* in cases of multiple parasitism when the host

species is parasitized by *C. sesamiae* prior to attack by *C. flavipes* (Ngi-Song *et al.*, 2001). In view of the above stated findings, there is a need to monitor if increased temperatures will aid the spread of *C. partellus* and its biological control agent *C. flavipes* to high altitude areas, so as to elucidate the consequences of global warming on the interactions between *B. fusca* and *C. sesamiae* that currently predominate in the Kenya highlands, as well as the effectiveness of *C. flavipes* on *C. partellus* in such regions.

Cotesia sesamiae was not recovered in Muhaka, and this might have been due to its very low abundance or parasitism in this region. Earlier findings by Overholt *et al.* (1994b) had pointed out the need to introduce *C. flavipes* at the Kenyan Coast, as a result of the low abundance and inefficiency of *C. sesamiae* in controlling *C. partellus*. Not surprising, Le Ru (Unpublished data), from field surveys in cultivated and natural habitats (33 and 11 localities in Eastern and Coastal regions in Kenya, respectively [during 2001 to 2003]) recorded less than 4% of *C. sesamiae* among *Cotesia* species recovered from 25000 stem borer larvae collected. The continuation of this study in natural habitats only (43 and 15 localities in Eastern and Coastal regions of Kenya, respectively [during 2003 to 2008]), likewise showed that *C. sesamiae* was less than 1% among *Cotesia* species recovered from 5000 stem borer larvae collected.

There was no sign of host specificity for *C. sesamiae* in either cultivated or natural habitats, as its host plant and stem borer ranges varied with both habitat type and locality. By contrast, *C. flavipes* was found restricted to a narrow range of host plants and stem borers, with a high level of specificity to its target host *C. partellus* on maize

(90.17%) and sorghum (100%) in cultivated habitats and on *S. arundinaceum* (98.50%) in natural habitats. In another study, extensive surveys carried out by Le Ru (Unpublished data) in seven countries of Eastern and Southern Africa (during 2001 to 2008), confirmed that in natural habitats *C. sesamiae* had a much broader range of hosts (twenty stem borer and nine wild host plant species) than *C. flavipes* that was highly specific to *C. partellus* on *S. arundinaceum*, *P. purpureum* and *Arundo donax* L. The high host specificity of *C. flavipes* to *C. partellus* could have been due to the high physiological suitability of this host for its development as reported by Ngi-Song *et al.* (1995) and Sétamou *et al.* (2005). A major objective of classical biological control is the ability of an exotic natural enemy to maintain high specificity to its target host species with minimal or no impact on other non-target hosts in the ecosystem (Howarth, 1991; Greathead, 1995). For the current result findings, *C. flavipes* appeared to be an appropriate biological control agent against *C. partellus* in Eastern Africa.

The present results also showed that both *C. sesamiae* and *C. flavipes* played an important role in regulating stem borer pest populations in their respective regions of occurrence. For both *Cotesia* species, parasitism varied with season, year and habitat type, as parasitism was generally higher in cultivated habitats during the rainy season. Though parasitism of *C. partellus* by *C. sesamiae* had never been greater than 3% on maize before the introduction of *C. flavipes* (Overholt *et al.*, 1994b), this study showed that the parasitism of this particular pest by *C. flavipes* had greatly increased with a high of 45.93% on maize and 50.00% on sorghum in cultivated habitats, and 60.00% on *S. arundinaceum* in natural habitats.

These results further suggested that the perennation of both *Cotesia* species across seasons occurred mainly in cultivated habitats and to a lesser extent in natural habitats for *C. flavipes* only. Non-perennation of *C. sesamiae* in natural habitats was most probably due to the scarcity (in Suam) and absence (in Kakamega) of its suitable cereal stem borer pests on wild host plants.

The availability of *C. sesamiae* and *C. flavipes* across seasons was not only influenced by the presence of actively feeding stem borer larvae on cereal plants, but also by the duration of the dry season in different localities. For instance, in Kakamega, where dry conditions did not exceed two months, *C. sesamiae* maintained its population during the dry season by parasitizing *B. fusca* and *S. calamistis*, feeding on maize and sorghum plants available in few crop fields. Seshu Reddy (1989) and Le Ru (Unpublished data) had pointed out that *B. fusca* is capable of feeding actively throughout the year without any intervening diapause in areas where the dry season rarely exceeds two months. In Suam, where dry conditions remained at least five months, though rare, *C. sesamiae* was recovered from *B. fusca* larvae mainly during the rainy and earlier parts of the dry seasons prior to host diapause inside dry maize root stalks. Thus, suggesting that *C. sesamiae* is well adapted to surviving harsh dry conditions in this locality. Given that *C. sesamiae* lacks the ability to locate diapaused larvae in dried maize stalks (Mbapila and Overholt, 1997), it is possible that this parasitoid species survives severe dry periods in the field by parasitizing non-diapausing larvae prior to aestivation, and then assume a resting stage within diapausing larvae. In Muhaka, though some *C. partellus* larvae diapaused inside dry maize stalks, *C. flavipes* survived the dry season by parasitizing actively feeding *C. partellus* larvae on the few maize stems found in marshy areas. In the

semi-arid Mtito Andei, where dry conditions last more than eight months, some *C. flavipes* individuals survived the dry season parasitizing actively feeding *C. partellus* and *S. calamistis* larvae on maize in irrigated fields. In addition, it is believed that some other *C. flavipes* individuals probably entered a resting stage along with their host larvae in dried maize and sorghum stalks.

Table 7.2b: Species richness and abundance of stem borers in cultivated and natural habitats

Stem borer Family Species		Number of stem borer individuals							
		Kakamega		Suam		Mtito Andei		Muhaka	
		Cultivated	Natural	Cultivated	Natural	Cultivated	Natural	Cultivated	Natural
		Dry/Rainy	Dry/Rainy	Dry/Rainy	Dry/Rainy	Dry/Rainy	Dry/Rainy	Dry/Rainy	Dry/Rainy
Noctuidae	<i>B. fusca</i>	155/335	0/0	258/1488	13/1	0/0	0/0	0/0	0/0
	<i>B. pphaia</i>	24/189	42/115	0/0	0/9	0/0	0/0	0/0	0/0
	<i>S. calamistis</i>	56/111	0/1	0/19	0/24	67/86	75/33	268/442	1/8
	Others	0/23	132/674	1/7	69/258	0/0	111/236	0/0	49/116
Crambidae	<i>C. partellus</i>	0/0	0/0	0/0	0/0	427/404	49/74	484/2197	174/479
	<i>C. orichalcociliellus</i>	0/0	0/0	0/0	0/0	0/0	0/0	28/281	336/338
	Others	0/1	0/11	0/0	2/9	0/0	15/0	0/0	0/5
Pyralidae	<i>E. sacharrina</i>	0/23	0/1	0/0	0/0	0/0	1/0	0/0	0/0
	Others	0/0	20/0	0/0	0/4	0/0	6/22	0/0	30/300
Tortricidae	?	0/0	0/6	0/0	0/4	0/0	3/3	0/0	1/5

Table 7.2c: Species richness of host plants in cultivated and natural habitats

Host plant family	Host plants richness							
	Kakamega		Suam		Mtito Andei		Muhaka	
	Cultivated	Natural	Cultivated	Natural	Cultivated	Natural	Cultivated	Natural
	Dry/Rainy	Dry/Rainy	Dry/Rainy	Dry/Rainy	Dry/Rainy	Dry/Rainy	Dry/Rainy	Dry/Rainy
Poaceae	3/3	14/24	2/2	27/30	2/2	16/19	2/2	15/22
Cyperaceae	-	4/6	-	6/6	-	3/5	-	3/4
Typhaceae	-	1/1	-	1/1	-	1/1	-	0/0

Table 7.13: Stem borer and host plant range for *C. sesamiae* and *C. flavipes* in cultivated and natural habitats

Parasitoid species	Locality	Habitat	Season	Host plant species	Stem borer species
<i>Cotesia sesamiae</i>	Kakamega	Cultivated	Dry, Long rains, Short rains	<i>S. bicolor</i> , <i>Z. mays</i>	<i>B.fusca</i> , <i>B.phaia</i> , <i>S. calamistis</i>
		Natural	Short rains	<i>P. maximum</i>	<i>B.phaia</i>
	Suam	Cultivated	Dry, Long rains	<i>S. bicolor</i> , <i>Z. mays</i>	<i>B.fusca</i> , <i>S. calamistis</i>
		Natural	Dry	<i>S. arundinaecium</i>	<i>B.fusca</i>
<i>Cotesia flavipes</i>	Muhaka	Cultivated	Dry, Long rains, Short rains	<i>S. bicolor</i> , <i>Z. mays</i>	<i>C. partellus</i> , <i>S. calamistis</i>
		Natural	Long rains, Short rains	<i>S. arundinaecium</i>	<i>C. partellus</i>
	Mtito Andei	Cultivated	Dry, Short rains	<i>S. bicolor</i> , <i>Z. mays</i>	<i>C. partellus</i> , <i>S. calamistis</i>
		Natural	Short rains	<i>S. arundinaecium</i>	<i>C. partellus</i>

Table 7.14a: Abundance of parasitoids in cultivated and natural habitats

Parasitoid species	Number of <i>Cotesia</i> cocoon mass							
	Kakamega		Suam		Mtito Andei		Muhaka	
	Cultivated	Natural	Cultivated	Natural	Cultivated	Natural	Cultivated	Natural
	Dry/Rainy	Dry/Rainy	Dry/Rainy	Dry/Rainy	Dry/Rainy	Dry/Rainy	Dry/Rainy	Dry/Rainy
<i>Cotesia sesamiae</i>	16/80	0/2	23/71	3/0	0/0	0/0	0/0	0/0
<i>Cotesia flavipes</i>	0/0	0/0	0/0	0/0	25/103	0/1	54/81	3/13
Others parasitoids	12/45	7/39	5/44	5/4	3/9	3/10	3/19	11/33

Table 7.15: Percentage parasitism by *C. sesamiae* and *C. flavipes* on different stem borers and host plants. In parenthesis are the number of parasitized stem borers collected

Locality				Percent parasitism			
	Host plants	Species Stem borers	Parasitoids	2006		2007	
				Dry season	Rainy season	Dry season	Rainy season
Kakamega	<i>Z.mays</i>	<i>B. fusca</i>	<i>C. sesasmiae</i>	10.42 (5)	6.32 (12)	2.22 (1)	12.00 (9)
	<i>Z.mays</i>	<i>S. calamistis</i>	<i>C. sesasmiae</i>	2.22 (1)	7.41 (6)	-	0.00
	<i>Z.mays</i>	<i>B. phaia</i>	<i>C. sesasmiae</i>	18.51 (5)	20.00 (25)	-	29.67 (27)
	<i>S. bicolor</i>	<i>B. fusca</i>	<i>C. sesasmiae</i>	-	0.00	3.78 (4)	-
	<i>P. maximum</i>	<i>B. phaia</i>	<i>C. sesasmiae</i>	0.00	9.09 (2)	0.00	0.00
Suam			<i>C. sesasmiae</i>				
	<i>Z.mays</i>	<i>B. fusca</i>	<i>C. sesasmiae</i>	12.39 (14)	2.91 (6)	2.08 (1)	20.43 (48)
	<i>Z.mays</i>	<i>S. calamistis</i>	<i>C. sesasmiae</i>	-	0.00	-	25.00 (2)
	<i>S. bicolor</i>	<i>B. fusca</i>	<i>C. sesasmiae</i>	42.11 (8)	-	-	57.89 (11)
	<i>S. arundinaceum</i>	<i>B. fusca</i>	<i>C. sesasmiae</i>	14.29 (1)	-	-	0.00
Mtito Andei							
	<i>Z.mays</i>	<i>C. partellus</i>	<i>C. flavipes</i>	17.24 (5)	7.54 (8)	3.23 (1)	45.93(79)
	<i>Z.mays</i>	<i>S. calamistis</i>	<i>C. flavipes</i>	0.00	0.00	0.00	15.55 (7)
	<i>S. bicolor</i>	<i>C. partellus</i>	<i>C. flavipes</i>	0.00	19.14 (9)	6.44 (19)	0.00
	<i>S. arundinaceum</i>	<i>C. partellus</i>	<i>C. flavipes</i>	0.00	2.27 (1)	0.00	0.00
Muhaka			<i>C. flavipes</i>				
	<i>Z.mays</i>	<i>C. partellus</i>	<i>C. flavipes</i>	24.24 (8)	7.12 (57)	16.99 (35)	1.72 (15)
	<i>Z.mays</i>	<i>S. calamistis</i>	<i>C. flavipes</i>	0.00	4.17 (6)	7.86 (11)	0.00
	<i>S. bicolor</i>	<i>C. partellus</i>	<i>C. flavipes</i>	-	50.00 (4)	-	-
	<i>S. arundinaceum</i>	<i>C. partellus</i>	<i>C. flavipes</i>	0.00	60.00 (12)	20.00 (3)	4.11 (1)
	<i>P. maximum</i>	<i>C. orichalcociliellus</i>	<i>C. flavipes</i>	0.00	0.00	0.00	0.00

Table 7.16: Binomial regression analysis of stem borer parasitism (%) by *C. sesamiae* and *C. flavipes* between seasons on different host species

Species		Percent parasitism							
<i>Cotesia</i>	Stem borer	Cultivated habitats				Natural habitats			
		Parameter estimate (SE)				Parameter estimate (SE)			
		Intercept	Dry vrs Rainy	<i>P</i> -value	Odds ratio	Intercept	Dry vrs Rainy	<i>P</i> -value	Odds ratio
Kakamega									
<i>C. sesamiae</i>	<i>B. fusca</i>	-0.97(0.09)	-1.54 (0.05)	<.0001	0.21	-	-	-	
	<i>S. calamistis</i>	-2.49 (0.04)	-0.57 (0.09)	0.1491	0.57	-4.03 (0.08)	-1.38 (0.05)	0.9999	0.25
	<i>B. phaia</i>	1.87 (0.09)	-0.92 (0.08)	0.0011	0.40	-1.04 (0.05)	0.45 (0.03)	0.5512	1.57
Suam									
<i>C. sesamiae</i>	<i>B. fusca</i>	-2.13 (0.10)	0.15 (0.07)	0.5626	1.16	-7.36 (0.04)	0.56 (0.03)	0.3754	1.75
	<i>S. calamistis</i>	1.25 (0.08)	0.44 (0.03)	0.7112	1.55	-7.00 (0.11)	-0.30 (0.06)	0.5737	0.74
Mtito Andei									
<i>C. flavipes</i>	<i>C. partellus</i>	-1.00 (0.02)	-0.70 (0.04)	0.8223	0.50	-6.93 (0.05)	-0.36 (0.03)	0.2665	0.70
	<i>S. calamistis</i>	-2.06 (0.04)	-0.75 (0.03)	0.9999	0.47	-7.00 (0.08)	-1.30 (0.06)	0.8875	0.27
Muhaka									
<i>C. flavipes</i>	<i>C. partellus</i>	-3.17 (0.02)	-0.94 (0.08)	<.0001	0.39	-3.97 (0.05)	-1.28 (0.03)	0.9999	0.28

Table 7.17: Logistic regression analysis of cocoon mass(es) produced by *C. sesamiae* and *C. flavipes* between seasons on different stem borers

Species		Cocoon mass							
<i>Cotesia</i>	Stem borer	Cultivated habitats				Natural habitats			
		Parameter estimate (SE)				Parameter estimate (SE)			
		Intercept	Dry vrs Rainy	<i>P</i> -value	Odds ratio	Intercept	Dry vrs Rainy	<i>P</i> -value	Odds ratio
Kakamega									
<i>C. sesamiae</i>	<i>B. fusca</i>	0.59 (0.03)	-1.06 (0.08)	0.0002	0.35	-	-	-	-
	<i>S. calamistis</i>	-1.29 (0.04)	-0.89 (0.08)	0.4058	0.41	-0.67 (0.02)	-0.22 (0.04)	0.9999	0.80
	<i>B. phaia</i>	1.37 (0.14)	-0.55 (0.08)	0.0013	0.58	-0.88 (0.05)	0.45 (0.03)	0.8917	1.57
Suam									
<i>C. sesamiae</i>	<i>B. fusca</i>	0.41 (0.02)	-0.26 (0.04)	0.2820	0.77	-0.74 (0.09)	0.50 (0.06)	0.8821	1.65
	<i>S. calamistis</i>	0.25 (0.07)	0.08 (0.01)	0.5987	1.08	-0.55 (0.03)	-0.13 (0.04)	0.7919	0.88
Mtito Andei									
<i>C. flavipes</i>	<i>C. partellus</i>	1.79 (0.03)	-0.51 (0.02)	0.0209	0.60	-1.60 (0.05)	-1.39 (0.02)	<.0001	0.25
	<i>S. calamistis</i>	0.15 (0.03)	-0.56 (0.09)	0.9999	0.57	-3.00 (0.13)	-1.32 (0.07)	0.5331	0.27
Muhaka									
<i>C. flavipes</i>	<i>C. partellus</i>	-0.61 (0.11)	0.37 (0.09)	<.0001	1.45	-1.47 (0.07)	-0.85 (0.04)	0.1808	0.43
	<i>S. calamistis</i>	-1.99 (0.07)	0.46 (0.05)	0.0004	1.58	-3.00 (0.03)	-1.03 (0.06)	0.9117	0.36

Table 7.18: Logistic regression analysis of brood size produced by *C. sesamiae* and *C. flavipes* between seasons on different stem borers

Species		Brood size per host							
<i>Cotesia</i>	Stem borer	Cultivated habitats				Natural habitats			
		Parameter estimate (SE)				Parameter estimate (SE)			
		Intercept	Dry vrs Rainy	<i>P</i> -value	Odds ratio	Intercept	Dry vrs Rainy	<i>P</i> -value	Odds ratio
Kakamega									
<i>C. sesamiae</i>	<i>B. fusca</i>	4.06 (0.01)	-1.28 (0.05)	<.0001	0.28	-	-	-	-
	<i>S. calamistis</i>	0.27 (0.06)	-1.47 (0.03)	<.0001	0.23	-3.00 (0.09)	-0.86 (0.05)	0.7752	0.42
	<i>B. phaia</i>	1.55 (0.10)	-0.97 (0.06)	0.0008	0.38	-0.73 (0.09)	0.41 (0.05)	0.9722	1.51
Suam									
<i>C. sesamiae</i>	<i>B. fusca</i>	3.87 (0.02)	-0.26 (0.04)	<.0001	0.77	-3.88 (0.02)	0.40 (0.03)	0.8881	1.49
	<i>S. calamistis</i>	4.87 (0.06)	-1.30 (0.04)	0.8773	0.27	-3.00 (0.03)	-0.99 (0.01)	0.9894	0.37
Mtito Andei									
<i>C. flavipes</i>	<i>C. partellus</i>	2.22 (0.01)	-1.07 (0.05)	<.0001	0.34	1.60 (0.07)	-1.39 (0.05)	0.9999	0.25
	<i>S. calamistis</i>	0.76 (0.06)	-0.35 (0.04)	0.9993	0.70	-3.00 (0.02)	-0.73 (0.01)	0.9173	0.48
Muhaka									
<i>C. flavipes</i>	<i>C. partellus</i>	2.16 (0.02)	0.68 (0.04)	<.0001	1.97	1.26 (0.07)	-1.01 (0.03)	<.0001	0.36
	<i>S. calamistis</i>	2.00 (0.05)	-0.36 (0.07)	<.0001	0.70	-3.00 (0.09)	-1.51 (0.07)	0.9855	0.22

Table 7.19: Binomial regression analysis of adult emergence (%) by *C. sesamiae* and *C. flavipes* between seasons on different stem borers

Species		Percent adult emergence							
<i>Cotesia</i>	Stem borer	Cultivated habitats				Natural habitats			
		Parameter estimate (SE)				Parameter estimate (SE)			
		Intercept	Dry vrs Rainy	<i>P</i> -value	Odds ratio	Intercept	Dry vrs Rainy	<i>P</i> -value	Odds ratio
Kakamega									
<i>C. sesamiae</i>	<i>B. fusca</i>	1.48 (0.24)	-1.10 (0.20)	<.0001	0.33	-	-	-	-
	<i>S. calamistis</i>	5.35 (0.13)	-0.94 (0.09)	0.9999	0.39	2.55 (0.19)	-1.02 (0.07)	0.5117	0.36
	<i>B. phaia</i>	1.66 (0.12)	-0.83 (0.08)	0.0002	0.44	-0.67 (0.09)	0.28 (0.06)	0.6714	1.32
Suam									
<i>C. sesamiae</i>	<i>B. fusca</i>	1.10 (0.05)	0.13 (0.03)	<.0001	1.14	2.96 (0.29)	0.10 (0.02)	0.9783	1.11
	<i>S. calamistis</i>	0.43 (0.02)	0.21 (0.02)	0.3551	1.23	-3.35 (0.18)	-1.27 (0.13)	0.7853	0.28
Mtito Andei									
<i>C. flavipes</i>	<i>C. partellus</i>	1.92 (0.05)	0.21 (0.07)	0.2244	1.23	-0.58 (0.05)	0.43 (0.02)	0.8416	1.54
	<i>S. calamistis</i>	2.37 (0.22)	0.36 (0.09)	0.7761	1.43	-1.09 (0.07)	0.33 (0.03)	0.9125	1.39
Muhaka									
<i>C. flavipes</i>	<i>C. partellus</i>	1.58 (0.06)	-0.63 (0.09)	<.0001	0.53	3.04 (0.34)	-1.14 (0.19)	<.0001	0.32
	<i>S. calamistis</i>	1.91 (0.16)	-0.79 (0.19)	<.0001	0.45	-7.53 (0.17)	-1.44 (0.21)	0.4731	0.24

Table 7.20: Binomial regression analysis of sex ratio for *C. sesamiae* and *C. flavipes* between seasons on different stem borers

Species		Sex ratio (proportion of females)							
<i>Cotesia</i>	Stem borer	Cultivated habitats				Natural habitats			
		Parameter estimate (SE)				Parameter estimate (SE)			
		Intercept	Dry vrs Rainy	<i>P</i> -value	Odds ratio	Intercept	Dry vrs Rainy	<i>P</i> -value	Odds ratio
Kakamega									
<i>C. sesamiae</i>	<i>B. fusca</i>	1.16 (0.05)	-0.85 (0.17)	<.0001	0.43	-			
	<i>S. calamistis</i>	1.92 (0.10)	-0.18 (0.05)	0.7733	0.84	1.16 (0.19)	0.65 (0.07)	0.9135	1.92
	<i>B. phaia</i>	1.82 (0.11)	-0.98 (0.09)	0.0023	0.38	-1.11 (0.08)	0.61 (0.04)	0.4377	1.84
Suam									
<i>C. sesamiae</i>	<i>B. fusca</i>	0.95 (0.05)	0.23 (0.04)	0.0327	1.26	1.56 (0.34)	-1.28 (0.14)	0.4532	0.28
	<i>S. calamistis</i>	0.63 (0.06)	0.49 (0.03)	0.5945	1.63	1.79 (0.11)	-1.30 (0.09)	0.5767	0.27
Mtito Andei									
<i>C. flavipes</i>	<i>C. partellus</i>	1.07 (0.04)	0.43 (0.04)	0.0031	1.54	0.33 (0.08)	0.21 (0.03)	0.8122	1.23
	<i>S. calamistis</i>	1.42 (0.06)	0.56 (0.04)	0.5666	1.75	1.52 (0.05)	-0.59 (0.04)	0.5587	0.55
Muhaka									
<i>C. flavipes</i>	<i>C. partellus</i>	1.15 (0.05)	-0.02 (0.10)	0.8266	0.98	0.96 (0.11)	-0.19 (0.05)	0.7076	0.83
	<i>S. calamistis</i>	0.64 (0.02)	0.62 (0.08)	0.0006	1.86	1.32 (0.13)	-1.04 (0.08)	0.5743	0.35

CHAPTER EIGHT

GENERAL DISCUSSION, CONCLUSIONS AND RECOMMENDATIONS

8.1 General discussion

In total twenty-seven and eighteen parasitoid species were found in natural and cultivated habitats, respectively. Of the parasitoids recovered in natural habitats, seventeen species were reported for the first time attacking stem borers on wild host plants in Kenya. For cultivated habitats, in Coastal Kenya, Zhou *et al.* (2003) recorded a much higher parasitoid diversity on maize. The discrepancy of stem borer parasitoid diversity between the two studies was attributed to differences in the study duration and the numbers of stem borers collected. Moreover, parasitoid diversity is not static, and can change over time along with changes in their herbivore host densities (Menalled *et al.*, 2003). These results and those of Bonhof *et al.* (1997) and Zhou *et al.* (2003), clearly showed that the majority of parasitoid species recovered were not only stenophagous, but were common to both cultivated and natural habitats. This suggested that most of the species have a low host and habitat specificity, probably as a survival strategy to enable them switch habitats when necessary (Askew, 1994; Hoffmeister and Vidal, 1994).

Parasitoid species composition varied among different AEZs, as more than half of the species collected were restricted to specific AEZ(s). Perhaps, this was due to differences in the herbivore host species composition or local ecological conditions (Askew and Shaw, 1986; Shaw, 1994; Sheehan, 1994; Tschardtke and Brandl, 2004). It seemed that uncommon parasitoid species were very likely found near the edge of their

distribution, and do not necessarily survive in high numbers in natural habitats to occasionally spill over onto cereal stem borers.

Results obtained indicated that, in all AEZs, stem borer parasitoid diversity was significantly higher in natural than in cultivated habitats. Ndemah *et al.* (2007) in Cameroon and Matama-Kauma *et al.* (2008) in Uganda, likewise found a high diversity of stem borer parasitoids on wild host plants. The low diversity of parasitoids in cultivated habitats was thought to be as a result of the low diversity of stem borers and host plant species in this habitat, and also because parasitoids have to re-colonize crop fields periodically owing to crop harvest and disturbances caused by agricultural practices (i.e., pesticides applications) that generally alter or reduce species interactions across different trophic levels in modified habitats (Levins and Wilson, 1980; Tylianakis *et al.*, 2007). By contrast, the high diversity of parasitoids in natural habitats was very likely supported by the availability of alternative herbivore hosts, adult food resources (i.e., pollen, floral and extrafloral nectar) and shelter from adverse management practices or temperatures in the perennial habitat (Kruess, 2003). Adult food resources have been shown to enhance parasitoid longevity, fecundity and effectiveness (Landis *et al.*, 2000, 2005; Wilkinson and Landis, 2005; Bianchi *et al.*, 2006). Benrey *et al.* (1998), Sétamou *et al.* (2005) and Tylianakis *et al.* (2007) have reported similar findings where parasitoid abundance was generally higher on cultivated crops than on natural host plants. This could be attributed to the much lower larval mortality on cultivated crops than on wild host plants (Sétamou *et al.*, 1993; Haile and Hofsvang, 2002). In addition, the higher nutritional content of selected crops translates into higher fitness for stem borers and

subsequently that of parasitoids, which in turn supports high clutch size in parasitoids (Ode, 2006; Jervis *et al.*, 2008).

In line with the findings of Kruess and Tschardtke (2000a) and Kruess (2003), this study found that, across all AEZs, stem borer parasitism was positively related to parasitoid richness and abundance during the rainy and dry seasons in both cultivated and natural habitats. These results further showed that the relationship between stem borers and host plants richness/abundance on parasitoid richness/abundance was not always positive, as it varied with AEZs, habitat type and season. A significantly negative relationship between parasitoid richness/abundance or stem borer parasitism and rainfall during the rainy and dry seasons in both cultivated and natural habitats in all AEZs, pointed out the decrease in host availability owing to high stem borer mortality following heavy rainfall. Earlier studies have shown that heavy rainfall either inflicts considerable mortality on stem borer populations directly (Oloo, 1989; Moyal, 1998; Schulthess *et al.*, 2001; Haile and Hofsvang, 2002) or indirectly disrupts their mating and oviposition activities (Jerath, 1968; Sampson and Kumar, 1983). As rainfall increases with altitudes (Corbett, 1998), its negative effects are expected to be more severe at high elevations, especially in areas with bimodal rainfall distribution.

The low incidence of plant infestation by stem borers, stem borer density/parasitism and parasitoid abundance/adult emergence per host in natural habitats suggest that host plant diversity has a strong influence on the abundance, and consequently, the availability of stem borer hosts. This is because more diverse host plant communities are characterized by decreased immigration or increased emigration of herbivores owing to host-finding

disruption in habitats with a high variety of physical characteristics or chemical stimuli (Root, 1973; Vinson, 1976; Kareiva, 1983; Andow, 1991; Tumlinson *et al.*, 1992; Vet and Dicke, 1992).

The results also showed that larval/total parasitism varied among agroecological regions. Possibly, this was because of different host plant-herbivore-parasitoid species composition existing in different localities, as well as the seasonal variations of their densities (Shaw, 1994; Sheehan, 1994; Askew and Shaw, 1986; Tscharnkte and Brandl, 2004). However, similar to the findings reported by Oloo (1989), Oloo and Ogedah (1990), Bonhof *et al.* (1997) and Midega *et al.* (2004), larval/total parasitism was generally less than 10% in both cultivated and natural habitats. In particular, stem borer parasitism was much lower in natural habitats. This was most probably due to low stem borer densities on wild host plants (Ofomata *et al.*, 2000; Mohamed *et al.*, 2004; Sétamou *et al.*, 2005), and perhaps, low herbivore host encounter rates or multiple parasitism of the few encountered herbivore hosts (van Baalen and Hemerik, 2008). Alternatively, the low larval parasitism in natural habitats, may be explained by high mortality of parasitoids when exposed to plant allelochemicals in their host diet (Ode, 2006). Although pupal parasitism was generally low in both habitats, it was slightly higher in cultivated than in natural habitats, may be due to the ease of accessing stem borers living inside thick stemmed cereal plants (Muturi *et al.*, 2005), or due to the underestimation of parasitization rates on wild host plants in the field, since stem borers seldom pupate within plant stems, but rather outside their host plant stems in the soil. The fact that, in natural habitats, parasitism rates were generally low across seasons,

suggests that cereal stem borer pests are not necessarily controlled on wild host plants during the off-season.

The distribution of *C. sesamiae* and *C. flavipes* in different agroecological regions was most influenced by the geographic range of their suitable cereal stem borer host (Ngi-Song *et al.*, 1995; Hailemichael *et al.*, 1997, 2008). *Cotesia sesamiae* and *C. flavipes* were found in parts of the Kenyan highlands (cool areas) and Eastern/Coastal regions in mid- and lowland altitudes (warm/dry areas), where *B. fusca* and *C. partellus* predominate, respectively (Nye, 1960; Harris and Nwanze, 1992; Songa, 1999; Ong'amo *et al.*, 2006). Since both *Cotesia* species coexist in areas of intermediate climatic conditions (Le Ru, Unpublished data), the geographic range for *C. flavipes* might increase with increased effects of global warming, as it may invade the Kenya highland. Whereas *C. sesamiae* showed no signs of host specificity in either habitats, *C. flavipes* was highly specific to its target host *C. partellus* on maize/sorghum in cultivated habitats and on *S. arundinaceum* in natural habitats. Evidently, *C. flavipes* is a suitable biological control agent against *C. partellus* in Kenya, seemingly without any adverse effects on non-target hosts in the ecosystem (Howarth, 1991; Greathead, 1995).

Furthermore, evidence showed that each *Cotesia* species contributed in regulating stem borer populations in both habitats, but in their respective regions of occurrence. This was expected, because, stem borer parasitism could vary with season, year and habitat type (Overholt, 1998). These results also showed that both *Cotesia* species perennated across seasons in cultivated habitats. Nonetheless, natural habitats served as a reservoir for *C. flavipes*, as some of its individuals were sustained across seasons on *C. partellus* feeding

in *S. arundinaceum*. On the contrary, natural habitats did not serve as reservoir for *C. sesamiae*, as its cereal stem borer hosts were scarce on wild host plants.

This study indicated that the availability of either *Cotesia* species across seasons was influenced by the availability of actively feeding cereal stem borer pests and the duration of the dry season in different localities. In AEZs with bimodal rainfall distribution, some individuals of either *Cotesia* species were sustained during the dry season on actively feeding *B. fusca* and *C. partellus* on maize. This was possible because few maize plants were available during the dry season due to either brief rain spells or they grew in marshy areas along the river banks. However, in AEZs with a single rainfall distribution, these *Cotesia* species survived the harsh dry periods either on hosts actively feeding in irrigated plots, or perhaps assumed a quiescent stage within diapausing larvae so as to resume growth the next cropping season when favourable conditions resume.

8.2 Conclusions

1. Stem borer parasitoid diversity was higher in natural than in cultivated habitats in all agroecological zones.
2. Natural habitats surrounding cereal crops appeared to serve as refugia for sustaining the diversity of stem borer parasitoids from adjacent cereal fields.
3. Parasitoid diversity was much higher in agroecological zones with bimodal rainfall distribution pattern than those with a single distribution pattern.

4. In both habitats, stem borer parasitism was positively related to parasitoid species richness and abundance during both rainy and dry seasons.
5. Parasitoid richness and abundance were mainly influenced by stem borer density/abundance. These effects, however, varied with locality, habitat type or season.
6. Stem borer parasitism was generally low in both cultivated and natural habitats.
7. The distribution of *C. sesamiae* and *C. flavipes* in different AEZs was mainly affected by the geographic range of their suitable cereal stem borer host and temperature.
8. *Cotesia flavipes* proved to be an appropriate biological control agent in Kenya by maintaining high specificity to its target host *C. partellus* on both cultivated cereals and natural host plants, with very little effect on non-target hosts.
9. Both *C. sesamiae* and *C. flavipes* played an important role in regulating stem borer pest populations in different agroecological regions.
10. Perennation of both *Cotesia* species occurred mainly in cultivated habitats, as this was influenced a lot by the availability of actively feeding cereal stem borer hosts across seasons.
11. Natural habitats served as a reservoir for *C. flavipes* across seasons, but not for *C. sesamiae*.

8.3 Recommendations

1. To gain further insight into the role of natural habitats as refugia for stem borer parasitoids, there is a need to understand the suitability of wild stem borer species to parasitoids of cereal stem borer pests.
2. To successfully practice habitat management in the cereal agroecosystems, it is important to identify wild host plants that supply essential nutrients to adult parasitoids, and also the most effective means of incorporating non-crop habitats for the provision of refuge, food resources and suitable micro-climate to parasitoids.
3. Future studies should investigate the effects of size, vegetation species composition and fragmentation/connectivity of natural habitats on stem borer parasitoid diversity, survivorship, dispersal and parasitism in the cereal cropping system.
4. Sustenance of *Cotesia* species or the enhancement of their impact will require thorough understanding of their survivorship across seasons. Thus, it will be interesting to establish whether *Cotesia* species assume quiescence in diapausing stem borer host larvae during severe dry conditions.
5. Further investigations are necessary to determine the effects of *S. arundinaceum* and *P. maximum* (that harboured *Cotesia* species) as intercrop or border row plants around cereal crops on the abundance of and stem borer parasitism by *Cotesia* species.

6. To fully comprehend the role of natural habitats in sustaining stable stem borer parasitoid populations, it is essential to establish the direct or indirect effects of phytochemicals or their toxic metabolites on stem borer parasitoid development, fitness and impact.
7. To appraise the possible consequences of global warming on the stem borer parasitoid communities in Kenya. It will be interesting to monitor whether increased environmental temperature would facilitate the spread of *C. partellus* to the Kenyan highlands. If *C. partellus* were to spread to other agroecological regions in the country; would *C. flavipes* remain an effective biological control agent against its populations? Further, what might be the consequences of such spread on the interactions between *B. fusca* and *C. sesamiae* that currently predominate in the Kenya highlands.

REFERENCES

- Agboka, K., Schulthess, F., Labo, I. and Smith, H. (2002).** Intra and inter specific superparasitism of *Telenomus busseolae* Gahan and *Telenomus isis* Polaszek (Hymenoptera: Scelionidae) two egg parasitoids of the African cereal stemborer *Sesamia calamistis* Hampson (Lepidoptera: Noctuidae). *Journal of Insect Behaviour*, 15, 1-12.
- Altieri, M.A., Van Schoonhoven, A. and Doll, J. (1977).** The ecological role of weeds in insect pest management systems. A review illustrated with bean (*Phaseolus vulgaris* L.) cropping system. *Proceedings of the National Academy of Sciences of the United States of America* (PANS), 24, 185-206.
- Altieri, M.A., Francis, C.A., Van Schoonhoven, A. and Doll, J. (1978).** A review of insect prevalence in maize (*Zea mays* L.) and bean (*Phaseolus vulgaris* L.) polycultural systems. *Field Crop Research*, 1, 33-49.
- Altieri, M.A. and Whitcomb, W.H. (1979).** The potential use of weed in manipulation of beneficial insects. *Horticultural Science*, 14, 12-18.
- Altieri, M.A. and Nicholls, C.I. (2000).** Applying agroecological concepts to development of ecologically based pest management systems. pp. 14-19 in: *Proceedings of the Workshop on Professional Societies and Ecological Based Pest Management Systems*, National Research Council, Washington D.C.
- Altieri, M.A. (2002).** Agroecology: the science of natural resource management for poor farmers in marginal environments. *Agriculture, Ecosystems and Environment*, 93, 1-24.
- Altieri, M.A. and Nicholls, C.I. (2004).** *Biodiversity and pest management in agroecosystems* 2nd edn. The Haworth Press Inc., New York.
- Andow, D.A. and Prokrym, D.R. (1990).** Plant structural complexity and host finding by parasitoids. *Oecologia*, 82, 162-165.
- Andow, D.A. (1991).** Vegetational diversity and arthropod population response. *Annual Review of Entomology*, 36, 561-586.
- Arc View 3.2. (1992).** *Environmental Systems Research Institute (ESRI)*, New York.
- AWhere-ACT Africa database (2002).** Mud Springs Geographers, Inc. Temple, Texas.
- Askew, R.R. and Shaw, M.R. (1986).** Parasitoid communities: their sizes, structure and development. pp. 225-264 in: Waage, J. and Greathead, D. (eds) *Insect parasitoids*. Academic Press. London.

- Askew, R.R. (1994).** Parasitoids of leaf-mining Lepidoptera: what determines their host range. pp. 177-202 in: Hawkins, B.A. and Sheehan, W. (eds) *Parasitoid community ecology*. Oxford University Press, New York.
- Babendreier, D., Schoch, D., Kuhke, S., Dorn, S. and Bigler, F. (2003).** Non-target exploitation by *Trichogramma brassicae* (Hym.: Trichogrammatidae): what are the risks for endemic butterflies? *Agricultural and Forest Entomology*, 5, 199-208.
- Baggen, L.R. and Gurr, G.M. (1998).** The influence of food and use of flowering plants as a habitat management tool to enhance biological control. *Biological Control*, 11, 9-17.
- Bagnara, G.I. (2000).** Genetic modification has limits, but it also provides opportunities. *Rivista di Avicoltura*, 69, 12-15.
- Bai, Z.G. and Dent, D.L., (2006).** Global assessment of land degradation and improvement: pilot study in Kenya. Report 2006/01, ISRIC – World Soil Information, Wageningen.
- Barbosa, P. (1998).** *Conservation Biological Control*, Academic Press, San Diego, USA.
- Barlett, B.R. (1964).** Integration of chemical and biological control, pp. 489-511 in: DeBach, P. (ed) *Biological control of insect pest and weeds*. Chapman and Hall, London, UK.
- Benoit, P.L.G. (1959).** Hymenoptera: Ichneuminidae. Banchinae, Bassinae, Pimplinae et Tryphoninae. *South African Animal Life*, 6, 441-482.
- Benrey, B. and Denno, R.F. (1997).** The slow-growth-high mortality hypothesis: a test using the cabbage butterfly. *Ecology*, 78, 987–999.
- Benrey, B., Callejas, A., Rios, L., Oyama, K. and Denno, R.F. (1998).** The effects of domestication of *Brassica* and *Phaseolus* on the interaction between phytophagous insects and parasitoids. *Biological Control*, 11, 130–140.
- Bianchi, F.J.J.A. and van der Werf, W. (2004).** Model evaluation of the function of prey in non-crop habitats for biological control by ladybeetles in agricultural landscapes. *Ecological Modelling*, 171, 177–193.
- Bianchi, F.J.J.A., Booij, C.J.H. and Tscharntke, T. (2006).** Sustainable pest regulation in agricultural landscapes: a review on landscape composition, biodiversity and natural pest control. *Proceedings of the Royal Society B*, 273, 1715–1727.

- Bonhof, M.J., Overholt, W.A., Van Huis, A. and Polaszek, A. (1997).** Natural enemies of cereal stem borers in east Africa: A review. *Insect Science and its Application*, 17, 18-35.
- Bonhof, M.J. (1998).** Predators. pp. 295-307 in: *African Cereal Stem Borers: Economic Importance, Taxonomy, Natural Enemies and Control* (ed. by A. Polaszek), CAB International, Wallingford, Oxon, U.K.
- Bonhof, M.J., Van Huis, A., Kiros, F.G. and Dibogo, N. (2001).** Farmers' perceptions of importance, control methods and natural enemies of maize stem borers at the Kenya coast. *Insect Science and its Application*, 21, 33-42.
- Bosque-Pérez, N.A. and Mareck, J.H. (1991).** Distribution and composition of lepidopteran maize borers in southern Nigeria. *Bulletin of Entomological Research*, 80, 363-368.
- Bosque-Pérez, N.A. and Schulthess, F. (1998).** Maize: West and Central Africa. In: Polaszek, A. (ed.) *African Cereal Stem Borers: Economic Importance, Taxonomy, Natural Enemies and Control*. CAB International, Wallingford, Oxon, U.K.
- Bowden, J. (1976).** Stem borer ecology and strategy for control. *Annals of Applied Biology*, 84, 107-111.
- Brenière, J. (1971).** Les problèmes des lépidoptères foreurs des graminées en Afrique de l'Ouest. *Annales de Zoologie et Ecologie Animale*, 3, 287-296.
- Brown, J.M., Abrahamson, W.G., Packer, R.A. and Way, P.A. (1995).** The role of natural-enemy escape in a gallmaker host-plant shift. *Oecologia*, 104, 52-60.
- Campbell, B.C. and Duffey, S.S. (1979).** Tomatine and parasitic wasps. Potential incompatibility of plant antibiosis with biological control. *Science*, 205, 700-702.
- Case, M. (2006).** Climate Change Impacts on East Africa. A Review of the Scientific Literature. WWF-World Wide Fund For Nature, Gland, Switzerland.
- Chabi-Olaye, A., Schulthess, F., Poehling, H.-M. and Borgemeister, C. (2001).** Host location and host discrimination behaviour of *Telenomus isis* (Polaszek) (Hymenoptera: Scelionidae), an egg parasitoid of the African cereal stem borer *Sesamia calamistis* Hampson (Lepidoptera: Noctuidae). *Journal of Chemical Ecology*, 27, 663-678.
- Chabi-Olaye, A., Nolte, C., Schulthess, F. and Borgemeister, C. (2005).** Abundance, dispersion and parasitism of the stem borer *Busseola fusca* (Lepidoptera: Noctuidae) in maize in the humid forest zone of southern Cameroon. *Bulletin of Entomological Research*, 95, 169-177.

- Chacko, M.J. and Ogedah, K. (1990).** Survey for other parasitoids of sorghum and maize stem borers, pp. 30-31 in: *ICIPE 17th Annual Report 1990*, ICIPE, Nairobi.
- Charnov, E.L. and Skinner, S.W. (1985).** Complementary approaches to the understanding of parasitoid oviposition decisions. *Environmental Entomology*, 14, 383-391.
- Chen, Y.H. and Welter, S.C. (2007).** Crop domestication creates a refuge from parasitism for a native moth. *Journal of Animal Ecology*, 44, 238-245.
- CIMMYT (1992).** 1991-1992 CIMMYT world maize facts and trends: maize research investment and impacts in developing countries, CIMMYT, Mexico, pp. 57.
- Clancy, K.M. and Price, P.W. (1987).** Rapid herbivore growth enhances enemy attack: sublethal plant defenses remain a paradox. *Ecology*, 68, 733-737.
- Cochran, W.G. (1977).** *Sampling techniques*. 3rd Edition. John Wiley, New York.
- Cohen, E. (2002).** Land tenure and land degradation in eastern Africa. The context if the United Nations Convention to Combat Desertification. Working paper No. 15.
- Collett, D. (1991).** Modelling binary data. Chapman and Hall, London.
- Conlong, D.E. (1994).** A review and perspectives for the biological control of the African sugarcane stalkborer *Eldana saccharina* Walker (Lepidoptera: Pyralidae). *Agriculture, Ecosystems and Environment*, 48, 9-17.
- Conlong, D.E. (2000).** Indigenous African parasitoids of *Eldana saccharina* Walker (Lepidoptera: Pyralidae). *Proceedings of the South African Sugar Technology Association*, 74, 201-211.
- Corbett, J.D. and O'Brien, R.F. (1997).** The Spatial Characterization Tool – Africa version 1.0. Report No. 97-03, CD ROM Publication. Texas Agricultural Experiment Station, Texas A&M University System, Blackland Research Center.
- Corbett, J.D. (1998).** Classisfying maize production zones in Kenya through multivariate cluster analysis. pp 15-25 In: Hassan, R.M. (ed.) Maize technology development and transfer: a GIS application for research planning in Kenya. CAB International, Wallingford, UK.
- Costamagna, A.C. and Landis, D.A. (2004).** Effect of food resources on adult *Glyptapanteles militaris* and *Meteorus communis* (Hymenoptera: Braconidae), parasitoids of *Pseudaletia unipuncta* (Lepidoptera: Noctuidae). *Environmental Entomology*, 33, 128-137.

- De Groote, H. (2002).** Maize yield loss from stem borers in Kenya. *Insect Science and its Application*, 22, 89-96.
- De Groote, H., Overholt, W., Ouma, J.O. and Mugo. S. (2003).** Assessing the impact of Bt maize in Kenya using a GIS model. *Paper presented at the International Agricultural Economics Conference*, Durban, August 2003.
- Dempster, J.P. and Coaker, T.H. (1974).** Diversification of crop ecosystems as a means of controlling pests. pp. 106-114 in: Jones, D.P. and Solomon, M.E. (eds) *Biology in pest and disease control*. Blackwell Scientific Publications, Oxford, UK.
- Dennis, P. and Fry, G.L.A. (1992).** Field margins: can they enhance natural enemy population densities and general arthropod diversity on farmland? *Agriculture, Ecosystems and Environment*, 40, 95-115.
- Doutt, R.L. and Nakata, J. (1973).** The Rubus leafhopper and its egg parasitoid: an endemic biotic system useful in grape pest managements. *Environmental Entomology*, 3, 381-386.
- Duffy, J.E., Cardinale, B.J., France, K.E., McIntyre, P.B., Thébault, E. and Loreau, M. (2007).** The functional role of biodiversity in ecosystems: incorporating trophic complexity. *Ecology Letters*, 10, 522-538.
- Dyer, L.E. and Landis, D.A. (1996).** Effects of habitat, temperature, and sugar availability on longevity of *Eriborus terebrans* (Hymenoptera: Ichneumonidae). *Environmental Entomology*, 25, 1192-1201.
- Dyer, L.E. and Landis, D.A. (1997).** Influence of non-crop habitats on the distribution of *Eriborus terebrans* (Gavenhorst) (Hymenoptera: Ichneumonidae) in cornfields. *Environmental Entomology*, 26, 924-932.
- Evans, L.T. (1993).** Crop evolution, adaptation and yield. Cambridge University Press, Cambridge, UK.
- Forman, R.T.T. and Baudry, J. (1984).** Hedgerows and hedgerow networks in landscape ecology. *Journal of Environmental Management*, 8, 495-510.
- Freeman Long, R., Corbett, A., Lamb, C., Reberg-Horton, C., Chandler, J. and Stimmann, M. (1998).** Beneficial insects move from flowering plants to nearby crops. *Californian Agriculturist*, 52, 23-26.
- Funk, C., Senay, G., Asfaw, A., Verdin, J., Rowland, J., Michaelson, J., Eilerts, G., Korecha, D. and Choularton, R. (2005).** Recent drought tendencies in Ethiopia and equatorial-subtropical eastern Africa. Washington DC, FEWS-NET.

- Gauld, I.D., Gaston, K.J. and Janzen, D.H. (1992).** Plant allelochemicals, tritrophic interactions and the anomalous diversity of tropical parasitoids: the “nasty” host hypothesis. *Oikos*, 65, 353–357.
- Gauld, I.D. and Gaston, K.J. (1994).** The taste of enemy-free space: parasitoids and nasty hosts. pp. 279-299 in: Hawkins, B.A. and Sheehan, W. (eds) *Parasitoid community ecology*. Oxford University Press, New York.
- Girling, D.J. (1978).** The distribution and biology of *Eldana saccharina* Walker (Lepidoptera: Pyralidae) and its relationship to the other stemborers in Uganda. *Bulletin of Entomological Research*, 68, 471-488.
- Girma, H., Rao, M.R. and Sithanantham, S. (2000).** Insect pest and beneficial arthropod populations under different hedgerow intercropping systems in semi-arid Kenya. *Agroforestry Systems*, 50, 279-292.
- Godfray, H.C.J. (1994).** *Parasitoids. behavioural and evolutionary ecology*. Princeton University Press, Princeton New Jersey.
- Gounou, S., Schulthess, F., Shanower, T., Hammond, W.H.O., Braima, H., Cudjoe, A.R., Adjakloe, R., Antwi, K.K. and Olaleye, I. (1994).** Stem and ear borers of maize in Ghana. *Plant Health Management Research Monograph* No 4. International Institute of Tropical Agriculture, Ibadan, Nigeria. 22 pp.
- Gounou, S. and Schulthess, F. (2004).** Spatial distribution of lepidopterous stem borers on indigenous host plants in West African and its implications for sampling schemes. *African Entomology*, 12, 1-8.
- Goux, E. (2005).** Caractérisation des habitats sauvages et cultivés des insectes ravageurs des cultures de maïs des localités de Mtito Andei et Suam (Kitale), au Kenya. Université Paris, xii Val de Marne.
- Greathead, D.J. (1990).** Utilization of natural enemies of *Chilo* spp. for pest management in Africa. *Insect Science and its Application*, 11, 749-755.
- Greathead, D.J. (1995).** Benefits and risks of classical biological control. pp. 53-63 in: Hokkanen, H.M.T. and Lynch, J.M. (eds) *Biological Control: Benefits and Risks*. Cambridge University Press, UK.
- Guihéneuf, Y. (2004).** Characterisation of wild and cultivated habitats in two ecological areas in Kenya. *Mémoire de D.E.S.S., Université de Paris XII*, Paris.
- Gurr, G.M., Wratten, S.D., and van Emdem, H.F. (1998).** Habitat manipulation and natural enemy efficiency: implication for the control of pest. pp. 155-184 in: Barbosa, P. (ed) *Conservation Biological Control*. Academic Press, San Diego.

- Gurr, G.M., Wratten, S.D. and Luna, J.M. (2003).** Multifunction agricultural biodiversity: pest management and other benefits. *Basic and Applied Ecology*, 4, 107–116.
- Haile, A. and Hofsvang, T. (2002).** Host plant preference of the stem borer *Busseola fusca* (Fuller) (Lepidoptera: Noctuidae). *Crop Protection*, 21, 227-233.
- Haile, A.T., Hassan, S.A., Sithanantham, S., Ogot, C.K.P.O. and Baumgartner, J. (2002).** Comparative life table analysis of *Trichogramma bournieri* Pintureau and Babault and *Trichogramma sp. nr. mwanzai* Schulten and Feijen (Hym.:Trichogrammatidae) from Kenya. *Journal of Applied Entomology*, 126, 287-292.
- Hailemichael, Y., Smith Jr, J. W. and Overholt, W.A. (1997).** Suitability of West African Gramineous stem borers for the development of *Cotesia* species. *Insect Science and its Application*, 17, 89-95.
- Hailemichael, Y., Schulthess, F., Smith, J.JR, Overholt, W. and Chabi-Olaye, A. (2008).** Resource allocation and bionomics of indigenous and exotic *Cotesia* (Hymenoptera: Braconidae) species reared on *Sesamia calamistis*. *Bulletin of Entomological Research*, 98, 405–415.
- Harvey, J.A., van Dam, N.M. and Gols, R. (2003).** Interactions over four trophic levels: food plant quality affects development of a hyperparasitoid as mediated through a herbivore and its primary parasitoid. *Journal of Animal Ecology*, 72, 520–531.
- Harris, K.M. (1990).** Bioecology of *Chilo* species. *Insect Science and its Application*, 11, 467-477.
- Harris, K.M. and Nwanze, K.F. (1992).** *Busseola fusca* (Fuller), the African maize stem borer: A handbook of information. Information Bulletin 33, International Crops Research Institute for the Semi-Arid Tropics (ICRISAT), Patancheru, India, 84 pp.
- Hassell, M.P. and Southwood, T.R.E. (1978).** Foraging strategies of insects. *Annual Review of Ecology and Systematics*, 9, 75–98.
- Hassell, M.P. (2000).** *The spatial and temporal dynamics of host-parasitoid interactions*. Oxford University Press Inc., New York.
- Hawkins, B.A., Browning, H.W. and Smith, J.W. Jr. (1987).** Field evaluation of *Allorhogas pyralophagous* Marsh (Hym.: Braconidae) imported into Texas for biological control of the stalkborer *Eoreuma loftini* (Lep.: Pyralidae) in sugarcane. *Entomophaga*, 32, 483-491.

- Haye, T. and Kenis, M. (2004).** Biology of *Lilioceris* spp. (Coleoptera: Chrysomelidae) and their parasitoids in Europe. *Biological Control*, 29, 399–408.
- Hemerik, L., Driessen, G. and Haccou, P. (1993).** Effects of intra-patch experiences on patch time, search time and searching efficiency of the parasitoid *Leptopilina clavipes*. *Journal of Animal Ecology*, 62, 33-44.
- Herzog, D.C. and Funderburg, J.E. (1986).** Ecological bases for habitat management and pest cultural control. pp. 217-250 in: Kogan, M. (ed) *Ecological Theory and Integrated Pest Management*. John Wiley and Sons, New York.
- Hoffmeister, T.S. and Vidal, S. (1994).** The diversity of fruit fly (Diptera: Tephritidae) parasitoids. pp. 47-76 in: Hawkins, B.A. and Sheehan, W. (eds) *Parasitoid community ecology*. Oxford University Press, New York.
- Holloway, J.D. (1998).** Noctuidae. pp. 79-86. in: Polaszek, A. (ed). *African cereal stem borers: economic importance, taxonomy, natural enemies and control*. CTA/CABI Wallingford, U.K.
- Howarth, F.G. (1991).** Environmental impacts of classical biological control. *Annual Review of Entomology*, 36, 485-509.
- Huffaker, C.B. and Messenger, P.S. (1976).** *Theory and Practice of Biological Control*. Academic Press, New York.
- Ingram, W.R. (1958).** The lepidopterous stalk-borers associated with Graminae in Uganda. *Bulletin of Entomological Research*, 49, 367-383
- IUCN (2004).** Genetically Modified Organisms and Biosafety: A background paper for decision-makers and others to assist in consideration of GMO issues. IUCN - The World Conservation Union.
- Jeffries, M.J. and Lawton, J.H. (1984).** Enemy free space and the structure of ecological communities. *Biological Journal of the Linnean Society*, 23, 269–86.
- Jerath, M.L. (1968).** Seasonal abundance and distribution of sugar-cane stem-borers in Nigeria. *Journal of Economic Entomology*, 61, 593-596.
- Jervis, M.A., Ellers, J. and Harvey, J.A. (2008).** Resource acquisition, allocation, and utilization in parasitoid reproductive strategies. *Annual Review of Entomology*, 53, 361–385.
- Jiang N., Se'tamou M., Ngi-Song A. J. and Omwega C. O. (2004).** Performance of *Cotesia flavipes* (Hymenoptera: Braconidae) in parasitizing *Chilo partellus* (Lepidoptera: Crambidae) as affected by temperature and host stage. *Biological Control*, 31, 155–164.

- Jiang, N., Zhou, G., Overholt, W.A. and Schulthess, F. (2008).** Host–parasitoid community model and its potential application in biological control of cereal stem borers in Kenya. *Population Ecology* (in press).
- Johnson, M.W. and Tabashnik, B.E. (1999).** Enhanced biological control through pesticide selectivity. pp. 297-317 in: Bellows, T.S. and Fisher, T.W. (eds), *Handbook of biological control*. Academic Press, San Diego.
- Kareiva, P. (1983).** Influence of vegetation texture on herbivore populations: resource concentrations and herbivore movement. pp. 259-289 in: Denno, R.F. and McClure, M.S. (eds). *Variable plants and herbivores in natural and managed systems*. New York, Academic Press.
- Kfir, R., van Hamburg, H. and van Vuuren, R. (1989).** Effect of stubble treatment on the post-diapause emergence of the grain sorghum stalkborer, *Chilo partellus* Swinhoe (Lepidoptera: Pyralidae). *Crop Protection*, 8, 289-292.
- Kfir, R. and Bell, R. (1993).** Intraseasonal changes in population of the African maize stem borer *Busseola fusca* (Lepidoptera: Noctuidae), in Natal, South Africa. *Revue de Zoologie Africaine*, 107, 543-553.
- Kfir, R. (1995).** Parasitoids of the African maize stemborer, *Busseola fusca* Fuller (Lepidoptera: Noctuidae), in South Africa. *Bulletin of Entomological Research*, 85, 369-377.
- Kfir, R. (2000).** Seasonal occurrence, parasitoids and pathogens of the African stemborer *Busseola fusca* Fuller (Lepidoptera: Noctuidae), on cereal crops in South Africa. *African Entomology*, 8, 1-14.
- Kfir, R., Overholt, W.A., Khan, Z.R. and Ploaszek, A. (2002).** Biology and management of economically important lepidopteran cereal stem borers in Africa. *Annual Review of Entomology*, 47, 701-731.
- Khan, Z.R., Chilishwa, P., Ampong-Nyarko, K., Smart, L.E, Ploaszek, A., Wandera, J. Mulaa, M.A. (1997a).** Utilization of wild gramineous plants for management of cereal stemborers in Africa. *Insect Science and its Application*, 17, 143-150.
- Khan, Z.R, Ampong-Nyarko, K., Chilishwa, P., Hassanali, A., Kimani-Njogu, S., Lwande, W., Overholt, W.A., Pickett, J.A., Smart, L.E., Wadhams, L.J. and Woodcock, C.M. (1997b).** Intercropping increases parasitism of pests. *Nature*, 388, 631-632.
- Kimani-Njogu, S.W. and Overholt, W.A. (1997).** Biosystematics of the *Cotesia flavipes* complex (Hymenoptera: Braconidae) parasitoids of gramineous stem borers. *Insect Science and its Application*, 17, 119–130.

- Kremen, C. (2005).** Managing ecosystem services: what do we need to know about their ecology. *Ecology Letters*, 8, 468-479.
- Kruess, A. and Tscharntke, T. (1994).** Habitat fragmentation, species loss and biological control. *Science*, 264, 1581-1584.
- Kruess, A. and Tscharntke, T. (2000a).** Species richness and parasitism in a fragmented landscape: experiments and field studies with insects on *Vicia sepium*. *Oecologia*, 122, 129-137.
- Kruess, A. and Tscharntke, T. (2000b).** Effects of habitat fragmentation on plant-insect communities. pp. 53-70 in: Ekbom, B., Irwin, M. E. and Robert, Y. (eds), Interchanges of insects between agricultural and surrounding landscapes. Kluwer Academic Publishers.
- Kruess, A. (2003).** Effects of landscape structure and habitat type on a plant-herbivore-parasitoid community. *Ecography* 26, 283-290.
- La Croix, E.A.S. (1967).** Maize stalk borer in the coast province of Kenya. *East African Agricultural and Forestry Journal*, 33, 49-54.
- Landis, D.A. and Haas, M.J. (1992).** Influence of landscape structure on abundance and within field distribution of European Cornborer (Lepidoptera: Pyralidae) larval parasitoids in Michigan. *Environmental Entomology*, 21, 409-416.
- Landis, D.A. and Menalled, F.D. (1998).** Ecological considerations in the conservation of effective parasitoid communities in agricultural systems. pp. 101-121 in: Barbosa, P. (ed) *Conservation biological control*. Academic Press, San Diego.
- Landis, D.A., Wratten, S.D. and Gurr, G.A. (2000).** Habitat management to conserve natural enemies of arthropod pests in agriculture. *Annual Review of Entomology*, 45, 175-201.
- Landis, D.A., Menalled, F.D. and Costamagna, A.C. (2005).** Manipulating plant resources to enhance beneficial arthropods in agricultural landscapes. *Weed Science*, 53, 902-908.
- Lee, J.C., Heimpel, G.E. and Leibe, G.L. (2004).** Comparing floral nectar and aphid honeydew diets on the longevity and nutrient levels of a parasitoid wasp. *Entomologia Experimentalis et Applicata*, 111, 189-199.
- Le Ru, B.P., Ong'amo, G.O., Moyal, P., Muchugu, E., Ngala, L., Musyoka, B., Abdullah, Z., Matama-Kauma, T., Lada, V.Y., B., Pallangyo, Omwega, C.O., Schulthess, F., Calatayud, P.-A. and Silvain, J.-F. (2006a).** Geographic distribution and host plant ranges of East African noctuid stem borers. *Annales de la Société Entomologique de France*, 42, 353-361.

- Le Ru, B.P., Ong'amo, G.O., Moyal, P., Ngala, L., Musyoka, B., Abdullah, Z., Cugala, D., Defabachew, B., Haile, T.A., Matama-Kauma, T., Lada, V.Y., Negassi B., Pallangyo, K., Ravolonandrianina, J., Sidumo, A., Omwega, C.O., Schulthess, F., Calatayud, P.-A. and Silvain, J.-F. (2006b).** Diversity of lepidopteran stem borers on monocotyledonous plants in eastern Africa and the islands of Madagascar and Zanzibar revisited. *Bulletin of Entomological Research*, 96, 1–9.
- Leuschner, K., Taneja, S.L. and Sharma, H.C. (1985).** The role of host plant resistance in pest management in sorghum in India. *Insect Science and its Application*, 6, 453-460.
- Leuschner, K. (1989).** A review of sorghum stem borer screening procedures. In: *International Workshop on Sorghum Stem Borers*, 17-20 November 1987, ICRISAT, Patancheru, India.
- Levins, R. and Wilson, M. (1980).** Ecological theory and pest management. *Annual Review of Entomology*, 25, 287–308.
- Lindenmayer, D. Hobbs, R.J, Montague-Drake, R., Alexandra, J., Bennett, A., Burgman, M., Cale, P., Calhoun, A., Cramer, V., Cullen, P., Driscoll, D., Fahrig, L., Fischer, J., Franklin, J., Haila, Y., Hunter, M., Gibbons, P., Lake, S., Luck, G., MacGregor, C., McIntyre, S., Nally, R.M., Manning, A., Miller, J., Mooney, H., Noss, R., Possingham, H., Saunders, D., Schmiegelow, F., Scott, M., Simberloff, D., Sisk, T., Tabor, G., Walker, B., Wiens, J., Woinarski, J. and Zavaleta, E. (2007).** A checklist for ecological management of landscapes for conservation. *Ecology Letters*, 10, 1–14.
- Mackauer, M. and Sequeira, R. (1993).** Patterns of development in insect parasites. pp. 1-23 in: Beckage, N.E., Thompson, S.N. and Federici, B.A. (eds), *Parasites and pathogens of insects*, Vol. 1. Academic Press, New York.
- Maes, K.V.N. (1997).** The taxonomy of lepidopteran cereal stemborers of Africa. *Insect Science and its Application*, 17, 9-12.
- Maes, K.V.N. (1998).** Pyraloidea: Crambidae, Pyralidae. pp. 87-98 in: Polaszek, A. (ed). *African cereal stem borers: economic importance, taxonomy, natural enemies and control*. CTA/CABI Wallingford, U.K.
- Magurran, A. E. (1988).** *Ecological diversity and its measurements*. Princeton, NJ.
- Maier, C.T. (1981).** Parasitoids emerging from puparia of *Rhagoletis pomonella* (Diptera: Tephritidae) infesting hawthorn and apple in Connecticut USA. *Canadian Entomologist*, 113, 867–870.

- Mally, C.W. (1920).** The maize stalk borer *Busseola fusca* Fuller (Lepidoptera: Noctuidae). *Bulletin of the Department of Agriculture of South Africa*, 3, 111.
- Matama-Kauma, T. (2000).** Yield losses caused by stemborers on maize and establishment of *Cotesia flavipes* (Cam.) (Hym.: Braconidae) in eastern Uganda. M.Sc Thesis, Makerere University, Kampala, Uganda.
- Matama-Kauma, T., Schulthess, F., Le Ru, B.P., Mueke, J.M., Ogwang, J.A. and Omwega, C.O. (2008).** Abundance and diversity of lepidopteran stem borers and their parasitoids on selected wild grasses in Uganda. *Crop Protection*, 27, 505–513.
- Mathez, F.C. (1972).** *Chilo partellus* (Swinhoe), *C. oricalcociliellus* (Lepidoptera: Crambidae) and *Sesamia calamistis* Hmps. (Lep.: Noctuidae) on maize in the coast province, Kenya. *Mitteilungen der Schweizerischen Entomologischen Gesellschaft*, 45, 267-289.
- Mbapila, J.C. and Overholt, W.A. (1997).** Oviposition, development and searching behaviour of *Cotesia flavipes* Cameron and *C. sesamia* (Cameron) (Hym.: Braconidae) in relation to aestivating and non-aestivating *Chilo* species (Lepidoptera: Crambidae) in larvae in maize. *African Entomology*, 5, 35-39.
- Mbapila, J.C. and Overholt, W.A. (2001).** Comparative development, longevity and population growth of exotic and native parasitoids of lepidopteran cereal stem borers in Kenya. *Bulletin of Entomological Research*, 91, 347-353.
- McCullagh, P. and Nelder, J.A. (1989).** Generalized linear models. Chapman and Hall, London.
- Megenasa, T. (1982).** Insect pests of sorghum in Ethiopia. pp. 54-64 in: *Proceedings of the Regional Workshop on Improvement Project*. Nazareth and DebreZeit, Ethiopia.
- Menalled, F. D., Costamagna, A. C., Marino, P. C. and Landis, D. A. (2003).** Temporal variation in the response of parasitoids to agricultural landscape structure. *Agriculture, Ecosystems and Environment*, 96, 29–35.
- Midega, C.A.O., Ogol, C.K.P.O. and Overholt, W.A. (2004).** Effect of agroecosystem diversity on natural enemies of maize stem borers in coastal Kenya. *Insect Science and its Application*, 24, 280-286.
- Mihm, J.A. (1994).** Maize pest management-multiple insect and disease resistant varieties are the key to success. pp. 176–181 in: Jewel, D.C., Waddington, S.R., Ransom, J.K. and Pixley, K. (eds) *Proceedings of the 4th Eastern and Southern Africa Regional Maize Conference*, 28th March – 1st April 1994, Harare, Zimbabwe.

- Milner, J.E.D. (1967).** Final report on a survey of the parasitoids of graminaceous stemborers in east Africa. Commonwealth Institute of Biology Control, London, U.K.
- Mohamed, H.M., Khan, Z.R., Overholt, W.A. and Elizabeth, D.K. (2004).** Behaviour and biology of *Chilo partellus* (Lepidoptera: Pyralidae) on maize and wild gramineous plants. *International Journal of Tropical Insect Science*, 24, 287-297.
- Mohyuddin, A.I. and Greathead, D.J. (1970).** An annotated list of parasites of graminaceous stem borers in East Africa, with a discussion on their potential in biological control. *Entomophaga*, 15, 241-274.
- Mohyuddin, A.I. (1990).** Biological control of *Chilo* spp. in maize, sorghum and millet. *Insect Science and its Application*, 11, 721-732.
- Mochiah, M.B., Ngi-Song, A.J., Overholt, W.A. and Botchey, M. (2001).** Host suitability of four cereal stemborers (Lepidoptera: Crambidae, Noctuidae) for different geographic populations of *Cotesia sesamiae* Cameron (Hymenoptera: Braconidae) in Kenya. *Biological Control*, 21, 285-292.
- Mbapila, J.C., Overholt, W.A. and Kayumbo, H.Y. (2002).** Comparative development and population growth of an exotic stem borer, *Chilo partellus* (Swinhoe), and an ecologically similar *C. orichalcociliellus* (Strand) (Lepidoptera: Crambidae). *Insect Science and its Application*, 21, 21-27.
- Moyal, P. (1988).** Crop losses due to insects in the savannah area of Ivory Coast: A review. *Tropical Pest Management*, 34, 455-459.
- Mugo, S.N, Bergvinson, D. and Hoisington, D. (2001).** Options in developing stemborer-resistant maize: CIMMYT's approaches and experiences. *Insect Science and its Application*, 21, 409-415.
- Muhammad, L. and Underwood, E. (2004).** The maize agricultural context in Kenya. pp. 21-55 in: Hilbeck, A. and Andow, D.A. (eds) *Environmental risk assessment of genetically modified organisms*: Vol 1. *A case study of Bt maize in Kenya*. CAB International, UK.
- Muturi, J.J, Ngi-Song, A.J., Schulthess, F., Mueke, J.M. and Sétamou, M. (2005).** Location of stem borer pupae in various host plants and implications for the performance of natural enemies with emphasis on pupal parasitoid *Xanthopimpla stemmator* (Hymenoptera: Ichneumonidae). *International Journal of Tropical Insect Science*, 25, 12-18.

- Ndemah, R., Schulthess, F., Poehling, M., Borgemeister, C. and Goergen, G. (2001).** Natural enemies of lepidopterous borers on maize and elephant grass in the forest zone of Cameroon. *Bulletin of Entomological Research*, 91, 205-212.
- Ndemah, R., Schulthess, F., Korie, S., Borgemeister, C., Poehling, M. and Cardwell, K.F. (2003).** Factors affecting infestations of the stalk borer *Busseola fusca* (Fuller) on maize in the forest zone of Cameroon with special reference to scelionid egg parasitoids. *Environmental Entomology*, 32, 1-70.
- Ndemah, R., Schulthess, F., Le Ru, B. P. and Bame, I. (2007).** Lepidopteran cereal stem borers and associated natural enemies on maize and wild grass hosts in Cameroon. *Journal of Applied Entomology*, 131, 658-668.
- Ngi-song, A.J., Overholt, W.A and Ayertey, J.N. (1995).** Suitability of African gramineous stem borers for development of *Cotesia flavipes* and *C. sesamiae* (Hymenoptera: Braconidae). *Environmental Entomology*, 24, 978-984.
- Ngi-Song, A.J., Overholt, W.A., Njagi, P.G.N., Dicke, M., Ayertey, J.N. and Lwande, W. (1996).** Volatile infochemicals used in host and host habitat location by *Cotesia flavipes* and *C. sesamiae* (Hymenoptera: Braconidae), larval parasitoids of stem borers on gramineae. *Journal of Chemical Ecology*, 22, 307-323.
- Ngi-song, A.J., Kimani-Njogu, S. and Overholt, W.A. (2001).** Multiple parasitism by *Cotesia sesamiae* and *C. flavipes* (Hymenoptera: Braconidae) on *Busseola fusca* (Lepidoptera: Noctuidae). *Biocontrol Science and Technology*, 11, 381-390.
- Nicholls, C.I., Parrella, M. and Altieri, M.A. (2001).** The effects of a vegetational corridor on the abundance and dispersal of insect biodiversity within a northern California organic vineyard. *Landscape Ecology*, 16, 133-146.
- Nicholls, C.I. and Altieri, M.A. (2004).** Designing species-rich, pest-suppressive agroecosystems through habitat management. pp. 49-62 in: Rickerl, D. and Francis, C. (eds) *Agroecosystems Analysis*. American Society of Agronomy, Madison, WI.
- Nishida, R. (2002).** Sequestration of defensive substances from plants by Lepidoptera. *Annual Review of Entomology*, 47, 57-92.
- Niyibigira, E.I. (2003).** Genetic variability in *Cotesia flavipes* and its importance in biological control of lepidopteran stem borers. *PhD Thesis*, Wageningen University, Netherlands.
- Nwanze, K.F. and Mueller, R.A.E. (1989).** Management options for sorghum stemborers for farmers' in the semi-arid tropics. In *International Workshop on Sorghum Stemborers*, 17-20 November 1987. ICRISAT, Patancheru, India.

- Nye, I.W.B. (1960).** The insect pest of graminaceous crops in east Africa. *Colonial Research Studies*, 31, 1-48.
- Ode, P.J. (2006).** Plant chemistry and natural enemy fitness: effects on herbivore and natural enemy interactions. *Annual Review of Entomology*, 51, 163–85.
- Ofomata, V.C., Overholt, W.A., Lux, S.A., Van Huis, A. and Egwuata, R.I. (2000).** Comparative studies on the fecundity, egg survival, larval feeding, and development of *Chilo partellus* and *Chilo orichalcociliellus* (Lepidoptera: Crambidae) on five grasses. *Annals of the Entomological Society of America*, 93, 492-499.
- Ogol, C.K.P.O., Spence, J.R. and Keddie, A. (1998).** Natural enemy abundance and activity in maize-leucaena agroforestry system in Kenya. *Environmental Entomology*, 27, 1444-1451.
- Oloo, G.W. (1989).** The role of local natural enemies in population dynamics of *Chilo partellus* (Swinhoe) (Pyralidae) under subsistence farming systems in Kenya. *Insect Science and its Application*, 10, 234-251.
- Oloo, G.W. and Ogeda, K. (1990).** The incidence of *Chilo partellus* (Swinhoe) (Pyralidae) and the contribution of natural enemies to its mortality under intercropping systems in Kenya. *Tropical Pest Management*, 36, 244-248.
- Omwega, C.O., Kimani-Njogu, S.W., Overholt, W.A and Ogol, C.K.P.O. (1995).** Evidence of the establishment of *Cotesia flavipes* (Cameron) (Hymenoptera: Braconidae) in continental Africa. *Bulletin of Entomological Research*, 85, 525-530.
- Omwega, C.O. and Overholt, W.A (1997).** Progeny production and sex ratio of field populations of the parasitoid *Cotesia flavipes* and *C. sesamiae* reared from graminaceous stem borers in coastal Kenya. *Insect Science and its Application*, 17, 137-142.
- Omwega, O.C., Muchugu, E., Overholt, W.A. and Schulthess, F. (2006).** Release and establishment of *Cotesia flavipes* Cameron an exotic parasitoid of *Chilo partellus* (Swinhoe) in East and South Africa. *Annales de la Société Entomologique de France*, 42, 511-517.
- Ong'amo, G.O., Le Ru, B., Dupas, S., Moyal, P., Muchugu, E., Calatayud, P.A. and Silvain J.F. (2006).** The role of wild host plants in the abundance of lepidopteran stem borers along altitudinal gradient in Kenya. *Annales de la Société Entomologique de France*, 42, 363-370.
- Onyango, F.O. and Ochieng-Odero, J.P.R. (1994).** Continuous rearing of *Busseola fusca* (Lepidopteran: Noctuidae) on an artificial diet. *Entomologia Experimentalis et Applicata*, 73, 139-144.

- Osbahr, H. and Viner, D. (2006).** Linking climatic change adaptation and disaster risk management for sustainable poverty reduction. Kenya Country Study. A study carried out for the vulnerability and Adaptation Resource Group (VARG) with support from the European Commission.
- Outreman, Y., Le Ralec, A. Wajnberg, E. and Pierre, J.S. (2001).** Can imperfect host discrimination explain partial patch exploitation in parasitoids? *Ecological Entomology*, 26, 271-280.
- Overholt, W.A. and Smith, J.W. Jr. (1990).** Comparative evaluation of three exotic insect parasites (Hymenoptera: Braconidae) against the south western corn borer (Lepidoptera: Pyralidae) in corn. *Environmental Entomology*, 19, 1155–1162.
- Overholt, W.A., Ogedah K. and Lammers, P. (1994a).** Distribution and sampling of *Chilo partellus* (Swinhoe) (Lepidoptera: Pyralidae) in maize and sorghum at the Kenya Coast. *Bulletin of Entomological Research*, 84, 367-378.
- Overholt, W.A., Ngi-Song, A.J., Kimani, S.W., Mbapila, J., Lammers, P. and Kioko, E. (1994b).** Ecological consideration for the introduction of *Cotesia flavipes* (Hymenoptera: Braconidae) for biological control of *Chilo partellus* Swinhoe (Lepidoptera: Crambidae) in Africa. *Biocontrol News and Information*, 15, 19-24.
- Overholt, W.A., Ngi-Song, A.J., Omwega, C.O., Kimani-Njogu, S.W., Mbapila, J., Sallam, M.N. and Ofomata, V. (1997).** A review of the introduction and establishment of *Cotesia flavipes* Cameron in east Africa for biological control of cereal stem borers. *Insect Science and its Application*, 17, 79-88.
- Overholt, W.A. (1998).** Biological control, pp. 349-404 in: Polaszek, A. (ed). *African cereal stem borers: economic importance, taxonomy, natural enemies and control*. CTA/CABI Wallingford, U.K.
- Overholt, W.A., Songa, J.M., Ofomata, V. and Jeske, R. (2000).** The spread and ecological consequence of the invasion of *Chilo partellus* (Swinhoe) in Africa. pp. 52-58 in: Lyons, E.E. and Miller, S.E. (eds.), *Invasive species in eastern Africa: Proceedings of a workshop held at ICIPE, 5-6 July 1999*.
- Päts, P. (1996).** Management of crop residues to reduce the aestivating population of stemborers in maize. *International Journal of Pest Management*, 42, 151-156.
- Päts, P., Ekbom, B. and Skovard, H. (1997).** Influence of intercropping on the abundance, distribution and parasitism of *Chilo* spp. (Lep.: Pyralidae) eggs. *Bulletin of Entomological Research*, 87, 507-513.

- Polaszek, A. and Kimani-Njogu, S.W. (1990).** *Telenomus* sp. (Hym.: Scelionidae) attacking eggs of pyralid pests in Africa: A review and guide to identification. *Bulletin of Entomological Research*, 80, 57-71.
- Polaszek, A. (1995).** Cereal stem borers in African: Taxonomy and natural enemies. *Handbook for Training Course*, 15-28 October, 1995, ICIPE, Nairobi.
- Polaszek, A. (1998).** *African cereal stem borers: economic importance, taxonomy, natural enemies and control*. CTA/CABI Wallingford, UK.
- Polaszek, A. and Khan, Z.R. (1998).** Host plants. pp. 3-10 in: Polaszek, A. (ed) *African cereal stem borers: economic importance, taxonomy, natural enemies and control*. CTA/CABI Wallingford, UK.
- Potting, R.P.J, Vermeulen, N.E. and Conlong, D.E. (1999).** Active defence of herbivorous hosts against parasitism: adult parasitoid mortality risk involved in attacking a concealed stem boring host. *Entomologia Experimentalis et Applicata*, 93, 87-95.
- Powell, W. (1986).** Enhancing parasitoid activity in crops. pp. 319-340 in: Waage, J. and Greathead, D. (eds) *Insect parasitoid*. Academic Press, Orlando.
- Price, P.W., Bouton, C.E., Gross, P., McPherson, B.A., Thompson, J.N. and Weis, A.E. (1980).** Interactions among three trophic levels: influence of plants on interactions between insect herbivores and natural enemies. *Annual Review of Ecology and Systematics*, 11, 41-65.
- Quicke, D.L. and Wharton, R.A. (1989).** *Myosoma nyanzaensis* (Hym: Braconidae) parasitic on stemborer pest *Chilo partellus* Swinhoe in Kenya. *Bulletin of Entomological Research*, 79, 1-5.
- Quicke, D.L.J. (1997).** *Parasitic wasps*. Chapman and Hall, London.
- Risch, S.J., Andow, D. and Altieri, M.A. (1983).** Agroecosystem diversity and pest control: data, tentative conclusions and new research directions. *Environmental Entomology*, 12, 625-629.
- Roland, J. and Taylor, P. D. (1997).** Insect parasitoid species respond to forest structure at different spatial scales. *Nature*, 386, 710-713.
- Root, R.B. (1973).** Organisation of plant-arthropod association in simple and diverse habitats: the fauna of collards (*Brassica oleraceae*). *Ecological Monographs*, 43, 95-124.
- Roush, D.K. and McKenzie, J.A. (1987).** Ecological genetics of insecticide and acaricide resistance. *Annual Review of Entomology*, 32, 361-380.

- Russel, E.P. (1989).** Enemies hypothesis: a review of the effect of vegetational diversity on predatory insects and parasitoids. *Environmental Entomology*, 18, 590-599.
- Rwomushana, I., Kyamanywa, S., Ngi-Song, A.J. and Omwega, C.O. (2005).** Incidence of larval and pupal parasitoids of lepidoptera in Uganda with special reference to new associations. *Insect Science and its Application*, 25, 272-280.
- Sallam, M.N, Overholt, W.A., Kairu, E. and Zhou, G. (2001).** Will *Cotesia flavipes* drive its homologue, *Cotesia sesamiae* to extinction? *Insect Science and its Application*, 21, 297-302.
- Sampson, M.A. and Kumar, R. (1983).** Population dynamics of the stem-borer complex on sugar-cane in southern Ghana. *Insect Science and its Application*, 4, 25-32.
- SAS 2001.** SAS Institute Inc., SAS STAT Software, Release 8.12 ed. SAS Institute Inc., Cary, NC.
- Sathe, T.V., Palsule, A.G. and Girhe, B.E. (2001).** Effects of different foods on adult longevity of *Cotesia sesamiae* Cam. (Hymenoptera: Braconidae), a parasitoid of sugarcane borer *Sesamiae inferens* (Walker). *Utta Pradesh Journal of Zoology*, 21, 253-255.
- Schulthess, F., Bosque-Perez, N.A., Chabi-Olaye, A., Gounou, S., Ndemah, R. and Goergen, G. (1997).** Exchange of natural enemies of lepidopteran cereal stem borers between African regions. *Insect Science and its Application*, 17, 97-108.
- Schulthess, F., Chabi-Olaye, A. and Goergen, G. (2001).** Seasonal fluctuations of noctuid stem borers egg parasitism in southern Benin with special reference to *Sesamia calamistis* Hampson (Lepidoptera: Noctuidae) and *Telenomus* species (Hymenoptera: Scelionidae) on maize. *Biocontrol Science and Technology*, 11, 745-757.
- Seaman, A.J., Nyrop, J.P. and Dennehy, T.J. (1990).** Egg and larval parasitism of the grape berry moth (Lepidoptera: Tortricidae) in three grape habitats in New York. *Environmental Entomology*, 19, 764-770.
- Seshu Reddy, K.V. (1985)** Integrated approach to the control of sorghum stemborer. pp. 205-215 in: *Proceedings of the International Sorghum Entomology Workshop, 15-21 July 1984, Texas, USA*. ICRISAT, Patancheru, India.
- Seshu Reddy, K.V. (1989).** Sorghum stem borers in east Africa. pp. 33-40 in: *Proceedings of the International Workshop on Sorghum Stem Borers*, 17-20 November 1987. ICRISAT, Patancheru, India.

- Seshu Reddy, K.V. and Walker, P.T. (1990).** A review of the yield loss in graminaceous crops caused by *Chilo* spp. *Insect Science and its Application*, 11, 563-569.
- Seshu Reddy, K.V. (1998a).** Maize and Sorghum: East Africa. pp. 25-27 in: Polaszek, A. (ed) *African cereal stem borers: economic importance, taxonomy, natural enemies and control*. CTA/CABI Wallingford, U.K.
- Seshu Reddy, K.V. (1998b).** Integrated pest management. pp. 311-318 in: Polaszek, A. (ed) *African cereal stem borers: economic importance, taxonomy, natural enemies and control*. CTA/CABI Wallingford, U.K.
- Sétamou, M., Schulthess, F., Bosque-Pérez, N.A. and Thomas-Odjo, A. (1993).** Effect of plant nitrogen and silica on the bionomics of *Sesamia calamistis* Hampson (Lepidoptera: Noctuidae). *Bulletin of Entomological Research*, 83, 405-411.
- Sétamou, M. and Schulthess, F. (1995).** The influence of egg parasitoids belonging to the *Telenomus busseolae* (Hymenoptera: Scelionidae) species complex on *Sesamia calamistis* (Lepidoptera: Noctuidae) populations in maize fields in southern Benin. *Biocontrol, Science and Technology*, 5, 69–81.
- Sétamou, M., Jiang, N. and Schulthess, F. (2005).** Effect of the host plant on the survivorship of parasitized *Chilo partellus* Swinhoe (Lepidoptera: Crambidae) larvae and performance of its larval parasitoid *Cotesia flavipes* Cameron (Hymenoptera: Braconidae). *Biological Control*, 32, 183-190.
- Shanower, T.G., Schulthess, F. and Gonou, S. (1991).** Distribution and abundance of some stem and cob borers in Benin. Plant Health Management Division, Research Monograph No.1. IITA, Cotonou, Republic of Benin.
- Shanower, T.G., Schulthess, F. and Bosque-Pérez, N.A. (1993).** The effect of larval diet on the development of *Sesamia calamistis* Hampson (Lepidoptera: Noctuidae) and *Eldana saccharina* Walker (Lepidoptera: Pyralidae). *Insect Science and its Application*, 14, 681-685.
- Shaw, M.R. (1994).** Parasitoid host ranges, pp. 145-162 in: Hawkins, B.A. and Sheehan, W. (eds), *Parasitoid community ecology*. Oxford University Press, New York.
- Sheehan, W. (1994).** Parasitoid community structure: effects of host abundance, phylogeny and ecology. pp. 90-102 in: Hawkins, B.A. and Sheehan, W. (eds) *Parasitoid community ecology*. Oxford University Press, New York.
- Singer, M.S. and Stireman, J.O. (2003).** Does anti-parasitoid defense explain host-plant selection by a polyphagous caterpillar? *Oikos*, 100, 554–562.

- Singer, M.S., Carrière, Y., Theuring, C. and Hartmann, T. (2004).** Disentangling food quality from resistance against parasitoids: diet choice by a generalist caterpillar. *American Naturalist*, 164, 423–429.
- Sithole, S.Z. (1987).** Maize insect pests in Zimbabwe. pp. 286-288 in: *Towards Insect Resistant Maize for the Third World. Proceedings of the International Symposium on Methodologies for Developing Host Plant Resistance to Maize Insects*. Centro Internacional de Mejoramiento de Maiz y Trigo, Mexico City.
- Skövgrad, H. and Päts, P. (1996).** Effects of intercropping on maize stem borers and their natural enemies. *Bulletin of Entomological Research*, 86, 599-607.
- Smith, J.W.Jr., Wiedenmann, R.N. and Overholt, W.A. (1993).** *Parasites of lepidopteran stem borers of tropical gramineous plants*. ICIPE Science Press, Nairobi.
- Songa, J.M. (1999).** Distribution, importance and management of stem borers (Lepdopteran) in maize production systems of the semi-arid Eastern Kenya with emphasis on biological control. PhD dissertation, Kenyatta University, Nairobi.
- Songa, J.M., Overholt, W.A., Mueke, J.M. and Okell, R.O. (2001).** Colonization of *Cotesia flavipes* (Hymenoptera: Braconidae) in stem borers in the semi-arid eastern province of Kenya. *Insect Science and its Application*, 21, 289-295.
- Songa, J.M., Overholt, W.A., Mueke, J.M. and Okell, R.O. (2002).** Regional distribution of lepdopteran stem borers and their parasitoids among wild grasses in the semi-arid eastern Kenya. *African Crop Science Journal*, 10, 183-194.
- Stamp, N. (2001).** Enemy-free space via host plant chemistry and dispersion: assessing the influence of tri-trophic interactions. *Oecologia*, 128, 153–163.
- Steffan-Dewenter, I. (2003).** Importance of habitat area and landscape context for species richness of bees and wasps in fragmented orchard meadows. *Conservation Biology*, 17, 1036–1044.
- Tahvanainen, J.O. and Root, R.B. (1972).** The influence of vegetational diversity on the population ecology of specialized herbivore *Phyllotreta crucifera* (Coleoptera: Chrysomelidae). *Oecologia*, 10, 321-346.
- Takabayashi, J., Dicke, M. and Posthumus, M.A. (1991).** Variation in composition of predator-attracting allelochemicals emitted by herbivores-infested plant/relatives influence of plants and herbivore. *Chemoecology*, 2, 1-6.
- Thies, C. and Tscharntke, T. (1999).** Landscape structure and biological control in agroecosystems. *Science*, 285, 893–895.

- Tscharntke, T. and Kruess, A. (1999).** Habitat fragmentation and biological control. pp. 190–205 in: Hawkins, B. A. and Cornell, H. V. (eds) *Theoretical approaches to biological control*. Cambridge University Press, Cambridge, UK.
- Tscharntke, T. and Brandl, R. (2004).** Plant-insect interactions in fragmented landscapes. *Annual Review of Entomology*, 49, 405–430.
- Tscharntke, T., Klein, A.M., Kruess, A. Steffan-Dewenter, I. and Thies, C. (2005).** Landscape perspectives on agricultural intensification and biodiversity–ecosystem service management. *Ecology Letters*, 8, 857–874.
- Tumlinson, J. H., Turlings, T. C. J. and Lewis, W. J. (1992).** The semiochemical complexes that mediate insect parasitoid foraging. *Agricultural Zoology Reviews*, 5, 221–252.
- Tylianakis, J.M., Didham, R.K. and Wratten, S.D. (2004).** Improved fitness of aphid parasitoids receiving resource subsidies. *Ecology*, 85, 658–666.
- Tylianakis, J.M., Tscharntke, T. and Lewis, O.T. (2007).** Habitat modification alters the structure of tropical host-parasitoid food webs. *Nature*, 445, 202–205.
- Udayagiri, S. and Welter, S.C. (2000).** Escape of *Lygus hesperus* (Heteroptera: Miridae) eggs from parasitism by *Anaphesiole* (Hymenoptera: Mymaridae) in strawberries: plant structure effects. *Biological Control*, 17, 234–242.
- Ulyett, A.K. (1935).** Notes on *Aphanteles sesamiae* Cameron. Parasites of the maize stalk borer *Busseola fusca* in South Africa. *Bulletin of Entomological Research* 26, 253–262.
- van Achterberg, C. and Polaszek, A. (1996).** The parasites of cereal stemborers in Africa belonging to the family Braconidae (Hym.: Ichneumonidea). *Zoologische Verhandelingen*, 304, 1–123.
- Van Alphen, J.J.M. and Visser, M.E. (1990)** Superparasitism as an adaptive strategy for insect parasitoids. *Annual Review of Entomology*, 35, 59–79.
- Van Alphen, J.J.M. (1993)** Patch residence time and encounters with parasitoid hosts: a reaction. *Netherlands Journal of Zoology*, 43, 340–349.
- van Baalen, M. and Hemerik, L. (2008).** Parasitoid fitness: from a simple idea to an intricate concept. pp. 31–50 in: Wajnberg, E., Bernstein, C. and van Alphen, J.J.M. (eds), *Behavioural ecology of insect parasitoids: from theoretical approaches to field applications*. Blackwell Publishing. UK.
- Vandermeer, J.H., (1990).** Intercropping. pp. 481–516 in: Carrol, C.R., Vandermeer, J.H. and Rosset, P.M. (eds), *Agroecology*. McGraw-Hill, New York.

- van Nouhuys, S. and Via, S. (1999).** Natural selection and genetic differentiation of behaviour between parasitoids from wild and cultivated habitats. *Heredity*, 83, 127–137.
- van Nouhuys, S. and Hanski, I. (2002).** Colonization rates and distances of a host butterfly and two specific parasitoids in a fragmented landscape. *Journal of Animal Ecology*, 71, 639–650.
- Vet, L. E. M. and Dicke, M. (1992).** Ecology of infochemical use by natural enemies in tritrophic context. *Annual Review of Entomology*, 37, 141–172.
- Vinson, S.B. (1976).** Host selection by insect parasitoids. *Annual Review of Entomology*, 37, 141–172.
- Waage, J.K. (1986).** Family planning in parasitoids: Adaptive patterns of progeny and sex allocation. pp. 225–264 in: Waage, J. and Greathead, D. (eds) *Insect parasitoids*. Academic Press. London.
- Wale, M., Schulthess, F., Kairu, E.W. and Omwega, C.O. (2006).** Distribution and relative importance of cereal stem borers and their natural enemies in the semi-arid and cool-wet ecozones of the Amhara State of Ethiopia. *Annales de la Société Entomologique de France*, 42, 389–402.
- Warui, C.M. and Kuria, J.N. (1983).** Population incidence and the control of maize stalk-borers *Chilo partellus* (Swinhoe), *C. orichalcociliellus* Strand and *Sesamiae calamistis* Hpms, in Coast Province, Kenya. *Insect Science and its Application*, 4, 11–18.
- Weibull, A.C. and Östman, Ö. (2003).** Species composition in agroecosystems: the effect of landscape, habitat, and farm management. *Basic and Applied Ecology*, 4, 349–361.
- White, F. (1983).** The vegetation of Africa, a descriptive memoir to accompany the UNESCO / AETFAT / UNSO vegetation map of Africa. *UNESCO, Natural Resources Research*, 20, 1–356.
- Wiedenmann, R.N. and Smith, J.W.Jr (1993).** Functional response of the parasite *Cotesia flavipes* (Cam.) (Hym.: Braconidae) at low densities of the host *Diatraea saccharalis* (Lepidoptera: Crambidae). *Environmental Entomology*, 22, 848–858.
- Wilkinson, T. K. and Landis, D. A. (2005).** Habitat diversification in biological control: the role of plant resources. pp. 305–325 in: Wäckers, F.L., van Rijn, P.C.J. and Bruin, J. (eds) *Plant provided food and plant-carnivore mutualism*. Cambridge University Press, Cambridge, U.K.
- William, I.S. (1999).** Slow-growth, high-mortality: a general hypothesis, or is it? *Ecological Entomology*, 24, 490–495.

Zar, J.H. (1999). *Biostatistical Analysis*, 4th ed. Prentice Hall, Inc., Upper Saddle River, New Jersey.

Zhou, G., Baumgartner, J. and Overholt, W.A. (2001). Impact assessment of an exotic parasitoid on stemborer (Lepidoptera) population dynamics in Kenya. *Ecological Application*, 11, 1554-1562.

Zhou, G., Overholt, W.A. and Kimani-Njogu, S.W. (2003). Species richness and parasitism in assemblage of parasitoids attacking maize stem borer in coastal Kenya. *Ecological Entomology*, 28, 109-118.